

Daily Metal Bulletin

2026-07-03

NH선물 준법감시인 심의필 제25-071호 (2026.01.14~2027.01.13)

02-3774-0311

글로벌상품영업팀

Base Metals

	전일 증가	금 일				변동폭	Cash - 3M		미결제약정(O/I)	
		시가	고가(B)	저가(A)	종가(A)		BID	ASK	전일	변동폭
전기동(Cash)	13,271.60	13,253.86	13,392.86	13,253.86	13,334.86	63.26				
전기동(3M)	13,308.00	13,301.00	13,440.00	13,301.00	13,382.00	74.00	-51.14	-47.14	249,740	-587
알루미늄(Cash)	3,078.07	3,080.80	3,124.80	3,072.30	3,085.80	7.73				
알루미늄(3M)	3,085.50	3,086.00	3,130.00	3,077.50	3,091.00	5.50	-9.20	-5.20	601,109	-2,510
아연	3,480.50	3,471.00	3,549.00	3,471.00	3,547.00	66.50	16.66	18.66	270,572	2,517
납 (연)	1,873.00	1,870.50	1,898.00	1,870.50	1,891.50	18.50	-33.81	-31.81	188,171	2,925
니켈	16,305.00	16,295.00	16,660.00	16,295.00	16,400.00	95.00	-209.74	-199.74	255,860	1,419
주석	51,060.00	51,050.00	53,395.00	51,025.00	53,395.00	2,335.00	-372.00	-362.00	20,939	-42

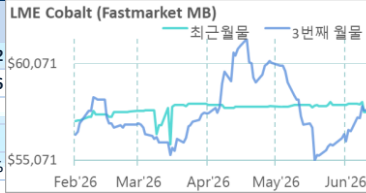
* Base Metal 증가는 COMEX 종료시점 기준 (LONDON 18시00분)

2. LME Official Settlement Prices (AM 2nd Ring)

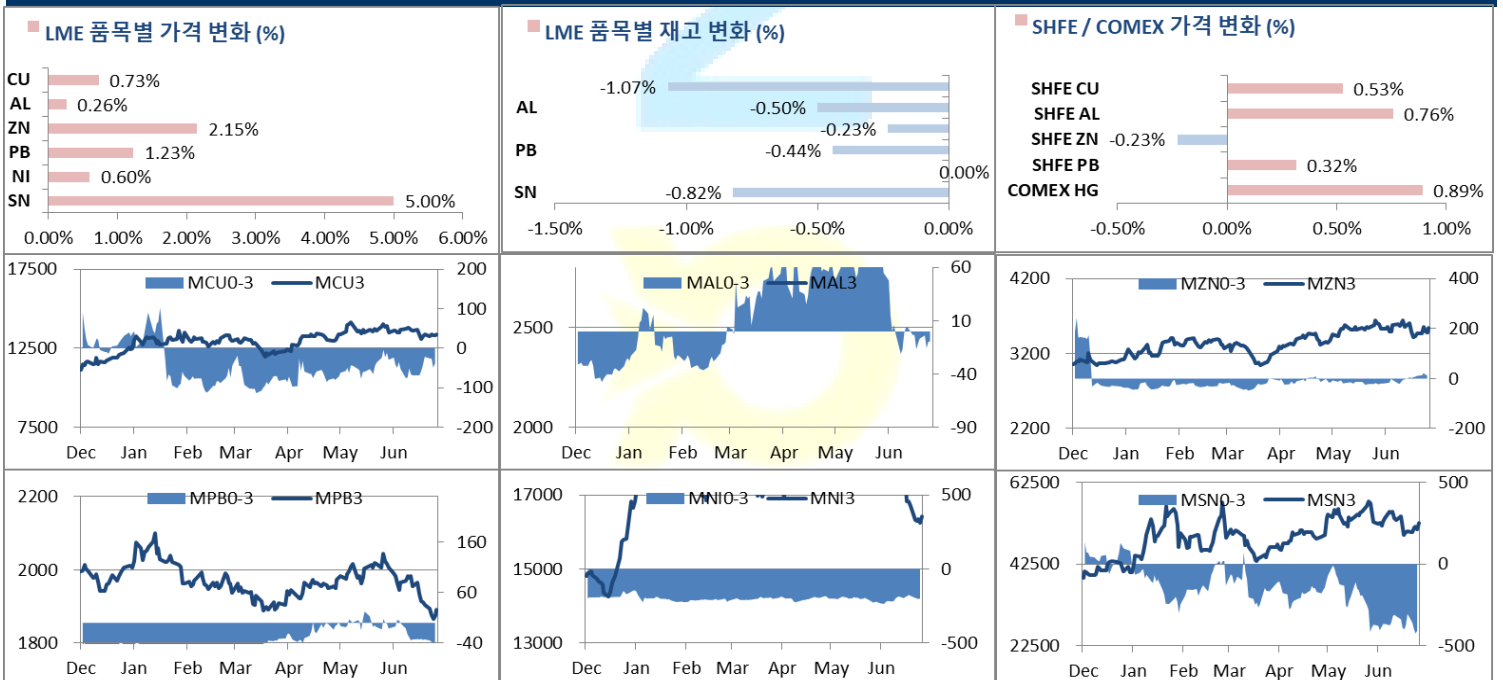
	금 일		당월평균		전월평균		3. LME Evening Valuation				
	Cash	3M	Cash	3M	Cash	3M	LME 정산가 (LONDON 17시00분)				
							Cash	3M	Jul	Aug	Sep
전기동	13298.50	13345.00	13223.50	13574.32	13616.73	13317.36	13366.50	13334.17	13361.92	13369.46	
알루미늄	3080.00	3087.00	3072.17	3458.64	3438.89	3083.30	3090.50	3088.89	3091.28	3093.38	
아연	3546.00	3532.00	3516.67	3540.50	3547.91	3558.66	3541.00	3560.19	3571.63	3556.62	
납 (연)	1851.00	1891.00	1839.83	1951.25	1969.30	1858.69	1891.50	1859.29	1876.32	1883.32	
니켈	16115.00	16330.00	16120.00	17663.86	17856.36	16219.26	16424.00	16243.81	16322.81	16387.45	
주석	52000.00	52010.00	51450.00	53357.50	53601.59	52261.00	52628.00	52276.00	52461.00	52588.00	

EV Metals

품목	코발트 (CME Fastmarket MB)		리튬 (CME Fastmarket MB)	
	2026-07-02	2026-07-02	2026-07-02	2026-07-02
기준일	2026-07-02	2026-07-02	2026-07-02	2026-07-02
만기월	Jul26	Sep26	Jul26	Sep26
증가	57562.63	57650.81	43519.20	43364.88
전일대비등락	0.00	0.00	529.11	198.42
등락%	0.00%	0.00%	1.22%	0.46%



LME BASE METALS PRICE



4. LME Stocks

	전일 최종재고	반입 (IN)	반출 (OUT)	금일 최종재고	변동폭	ON WRNT	CANCELLED WRNT	CW 변동폭
전기동	322350	300	3750	318900	-3450	201325	117575	-2900
알루미늄	300275	0	1500	298775	-1500	246600	52175	-1500
아연	118950	0	275	118675	-275	96900	21775	4450
납 (연)	294450	0	1300	293150	-1300	276300	16850	1200
니켈	274620	0	0	274620	0	258576	16044	5466
주석	8525	0	70	8455	-70	7125	1330	50

5. COMEX 재고

	07/02 재고	변동량	변동율	07/03 재고
전기동	666821	1870	0.28%	668691
알루미늄	377	51	13.53%	428

6. SHFE/ COMEX

기준환율 USD/CNY = 6.7812

SHFE	전일 SETTLE	시가	금 고가	일 저가	종가	금일 SETTLE	(\$/Ton)	변동폭	(\$/Ton)	거래량
Shanghai Futures Exchange (SHFE)										
CU AUG6	102,290	102470	103240	102280	102830	102830	15163.98	540.00	79.63	80011
AL AUG6	22,490	22470	22865	22440	22660	22660	3341.59	170.00	25.07	234227
ZN AUG6	24,315	24130	24430	24105	24260	24260	3577.54	-55.00	-8.11	112739
PB AUG6	15,820	15790	15965	15785	15870	15870	2340.29	50.00	7.37	59423
NI SEP6	126,440	125710	128780	125280	126770	126770	18694.33	330.00	48.67	267359
SN AUG6	396,190	398240	404780	391260	398050	398050	58699.05	1860.00	274.30	302706
COMEX										
CU SEP26	6.1690	6.1735	6.2665	6.1710	6.2240	6.2240	13721.55	0.0550	121.25	9,483

7. SHFE-LME SPREAD

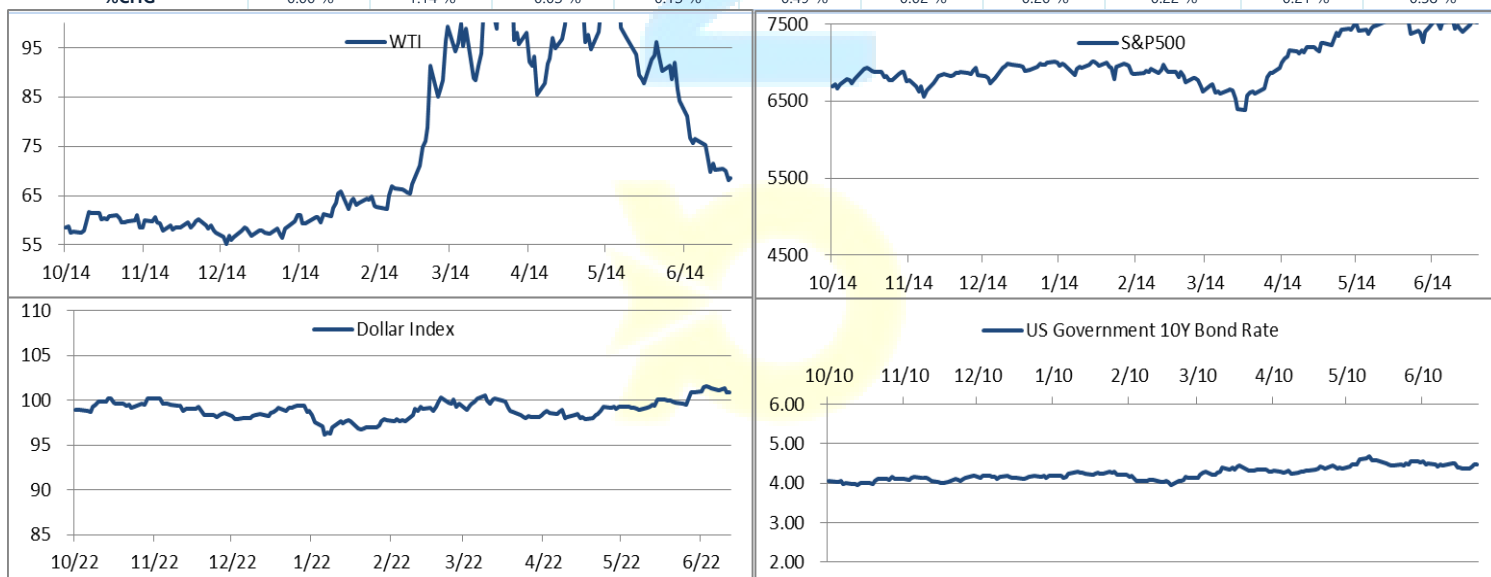
	CNY=	LME 3M (CNY)	LME 최근월물 (CNY)	증치세	LME 3M (CNY incl. 증치세)	LME 최근월물 (CNY incl. 증치세)	SHFE 3개월물	SHFE 최근월물	SHFE-LME 최근월물 (USD)
CU	6.7810	90,964	90,744	13%	102,789	102,541	102,810	102,830	42.58
AL	6.7810	21,116	21,105	13%	23,861	23,849	22,720	22,660	-175.31
ZN	6.7810	23,879	24,009	13%	26,984	27,131	24,350	24,260	-423.34
PB	6.7810	12,809	12,591	13%	14,475	14,228	15,925	15,870	242.19
NI	6.7810	111,819	110,597	13%	126,355	124,974	127,200	126,540	230.88
SN	6.7810	353,392	351,005	13%	399,333	396,636	399,350	398,050	208.59

Market Factors

1. 주요시장 DATA

Updated at : 02:00:23 AM

	S&P	다우존스	미국채 (10Y)	WTI	달러/원	유로화	일본엔화	호주달러	남아공화	LMEX
증가	7483.24	52900.07	109 18/32	68.78	1530.42	1.1440	161.3300	0.6939	16.2375	5482.60
전일비	0.01	594.83	- 1/32	0.09	-7.51	0.0002	0.32	0.00	-0.03	31.8000
%CHG	0.00 %	1.14 %	-0.03 %	0.13 %	-0.49 %	0.02 %	0.20 %	0.22 %	-0.21 %	0.58 %



Precious Metals

1. Spot Precious Metals (LBMA/ LPPM)

(단위: USD)

	SPOT			LBMA / LPPM Price(구 London Fix)	
	현재가 (ASK)	고가	저가	AM	PM
	GOLD	4177.43	4194.99	4121.89	
SILVER	62.382	62.900	60.806		
PLATINUM	1647.81	1665.89	1624.53	A Access Denied: User req to PE(19A	Access Denied: User req to PE(19
PALLADIUM	1278.16	1288.20	1268.88	A Access Denied: User req to PE(19A	Access Denied: User req to PE(19

2. COMEX Futures

(단위: USD)

	시가 (OPEN)	고가 (HIGH)	저가 (LOW)	종가 (CLOSE)	변동폭 (CHG)	거래량 (VOL)	미결제 약정(O/I)		거래소 재고	
							금일	변동폭	금일재고	변동폭
GOLD AUG26	4138	4208.30	4133.80	4187.30	61.60	54673	274110	-224	27460953	-98867
SILVER SEP26	61.50	63.35	61.39	62.82	1.75	13752	83084	921	323161716	624745
PLATINUM OCT26	1634	1675.10	1630.40	1651.90	23.80	5119	47075	392	408993	0
PALLADIUM SEP26	1272	1294.50	1269.50	1272.50	0.00	1398	17127	-193	236421	3218

3. TOCOM Futures

(단위: JPY)

	시가 (OPEN)	고가 (HIGH)	저가 (LOW)	종가 (CLOSE)	변동폭 (CHG)	거래량 (VOL)	미결제 약정(O/I)	
							금일	변동폭
GOLD JUN27	22101.0	22204.0	22058.0	22141.0	55.0	1833	2948	618
SILVER JUN27	0.0	0.0	0.0	0.0	0.0	0	2	0
PLATINUM JUN27	8340	8373	8259	8266	-39	308	2048	335
PALLADIUM JUN27	0	0	0	0	0	0	0	0

4. SHFE Futures

SHFE	전일	금 일				금일 (\$/Toz)	변동폭	금일 (\$/Toz)	거래량	
	SETTLE	시가	고가	저가	종가	SETTLE				
SHFE GOLD JUL6	890.40	900	916.5	896.08	905.48	905.48	133.53	15.08	71.50	271945

LBMA/LPPM PRECIOUS METAL PRICES

