

# LME Valuation - Copper

Cash - 3M: 74.10c

Date: 2026-06-16

Cash 13699.90

3M 13774.00

Jul26 13746.90

Aug26 13763.72

Sep26 13774.00

Oct26 13776.90

Nov26 13777.90

Dec26 13779.90

Jan27 13782.90

Feb27 13784.90

Mar27 13783.90

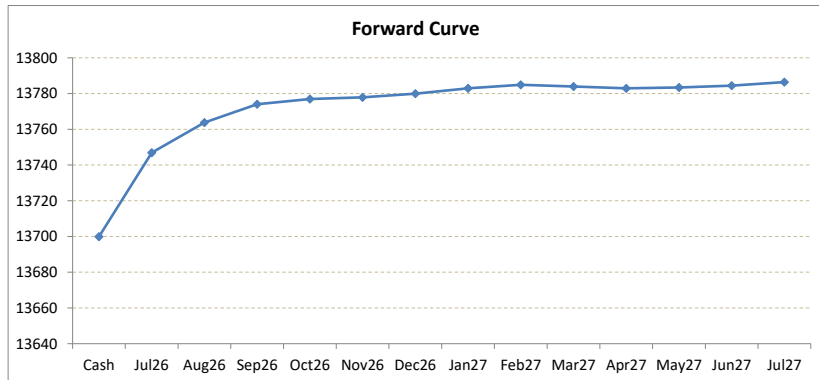
Apr27 13782.90

May27 13783.40

Jun27 13784.40

Jul27 13786.40

	Cash-Jul26	Cash-Aug26	Cash-Sep26	Cash-Oct26	Cash-Nov26	Cash-Dec26	Cash-Jan27	Cash-Feb27	Cash-Mar27	Cash-Apr27	Cash-May27	Cash-Jun27
Cash	47.00c	63.82c	74.10c	77.00c	78.00c	80.00c	83.00c	85.00c	84.00c	83.00c	83.50c	84.50c
	Jul26-3M	Aug26-3M	3M-Sep26	3M-Oct26	3M-Nov26	3M-Dec26	3M-Jan27	3M-Feb27	3M-Mar27	3M-Apr27	3M-May27	3M-Jun27
3M	27.10c	10.28c	0.00b	2.90c	3.90c	5.90c	8.90c	10.90c	9.90c	8.90c	9.40c	10.40c
	Jul26-Aug26	Aug26-Sep26	Sep26-Oct26	Oct26-Nov26	Nov26-Dec26	Dec26-Jan27	Jan27-Feb27	Feb27-Mar27	Mar27-Apr27	Apr27-May27	May27-Jun27	Jun27-Jul27
3rd wed	16.82c	10.28c	2.90c	1.00c	2.00c	3.00c	2.00c	1.00b	1.00b	0.50c	1.00c	2.00c
	Aug26	Sep26	Oct26	Nov26	Dec26	Jan27	Feb27	Mar27	Apr27	May27	Jun27	Jul27
Jul26	16.82c	27.10c	30.00c	31.00c	33.00c	36.00c	38.00c	37.00c	36.00c	36.50c	37.50c	39.50c
Aug26		10.28c	13.18c	14.18c	16.18c	19.18c	21.18c	20.18c	19.18c	19.68c	20.68c	22.68c
Sep26			2.90c	3.90c	5.90c	8.90c	10.90c	9.90c	8.90c	9.40c	10.40c	12.40c
Oct26				1.00c	3.00c	6.00c	8.00c	7.00c	6.00c	6.50c	7.50c	9.50c
Nov26					2.00c	5.00c	7.00c	6.00c	5.00c	5.50c	6.50c	8.50c
Dec26						3.00c	5.00c	4.00c	3.00c	3.50c	4.50c	6.50c
Jan27							2.00c	1.00c	0.00b	0.50c	1.50c	3.50c
Feb27								1.00b	2.00b	1.50b	0.50b	1.50c
Mar27									1.00b	0.50b	0.50c	2.50c
Apr27										0.50c	1.50c	3.50c
May27											1.00c	3.00c
Jun27												2.00c
Jul27												



\*본 자료는 LME에서 공시하는 Valuation을 토대로 작성된 것으로 실제 거래 시의 스프레드와는 무관합니다.  
 \*\* Source: Reuters

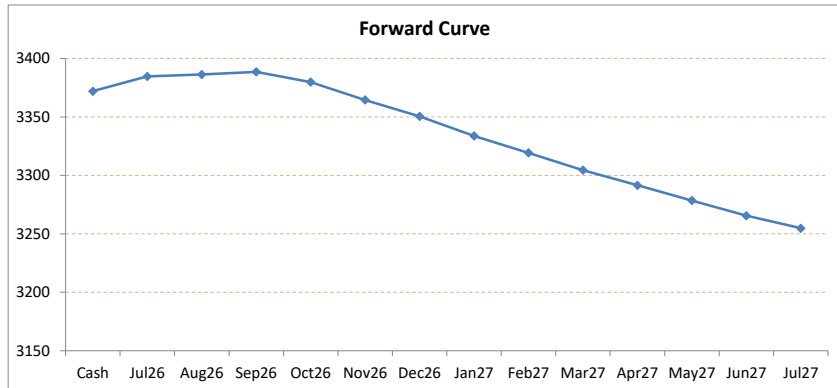
# LME Valuation - Aluminium

Cash - 3M: 16.56c

Date: 2026-06-16

**Cash 3371.94**  
**3M 3388.50**  
 Jul26 **3384.64**  
 Aug26 **3386.26**  
 Sep26 **3388.50**  
 Oct26 **3379.83**  
 Nov26 **3364.50**  
 Dec26 **3350.50**  
 Jan27 **3333.75**  
 Feb27 **3319.25**  
 Mar27 **3304.50**  
 Apr27 **3291.50**  
 May27 **3278.50**  
 Jun27 **3265.50**  
 Jul27 **3254.75**

	Cash-Jul26	Cash-Aug26	Cash-Sep26	Cash-Oct26	Cash-Nov26	Cash-Dec26	Cash-Jan27	Cash-Feb27	Cash-Mar27	Cash-Apr27	Cash-May27	Cash-Jun27
Cash	12.70c	14.32c	16.56c	7.89c	7.44b	21.44b	38.19b	52.69b	67.44b	80.44b	93.44b	106.44b
	Jul26-3M	Aug26-3M	3M-Sep26	3M-Oct26	3M-Nov26	3M-Dec26	3M-Jan27	3M-Feb27	3M-Mar27	3M-Apr27	3M-May27	3M-Jun27
3M	3.86c	2.24c	0.00b	8.67b	24.00b	38.00b	54.75b	69.25b	84.00b	97.00b	110.00b	123.00b
	Jul26-Aug26	Aug26-Sep26	Sep26-Oct26	Oct26-Nov26	Nov26-Dec26	Dec26-Jan27	Jan27-Feb27	Feb27-Mar27	Mar27-Apr27	Apr27-May27	May27-Jun27	Jun27-Jul27
3rd wed	1.62c	2.24c	8.67b	15.33b	14.00b	16.75b	14.50b	14.75b	13.00b	13.00b	13.00b	10.75b
	Aug26	Sep26	Oct26	Nov26	Dec26	Jan27	Feb27	Mar27	Apr27	May27	Jun27	Jul27
Jul26	1.62c	3.86c	4.81b	20.14b	34.14b	50.89b	65.39b	80.14b	93.14b	106.14b	119.14b	129.89b
	Aug26	Sep26	Oct26	Nov26	Dec26	Jan27	Feb27	Mar27	Apr27	May27	Jun27	Jul27
Aug26		2.24c	6.43b	21.76b	35.76b	52.51b	67.01b	81.76b	94.76b	107.76b	120.76b	131.51b
	Aug26	Sep26	Oct26	Nov26	Dec26	Jan27	Feb27	Mar27	Apr27	May27	Jun27	Jul27
May27			8.67b	24.00b	38.00b	54.75b	69.25b	84.00b	97.00b	110.00b	123.00b	133.75b
	Aug26	Sep26	Oct26	Nov26	Dec26	Jan27	Feb27	Mar27	Apr27	May27	Jun27	Jul27
Jun27				15.33b	29.33b	46.08b	60.58b	75.33b	88.33b	101.33b	114.33b	125.08b
	Aug26	Sep26	Oct26	Nov26	Dec26	Jan27	Feb27	Mar27	Apr27	May27	Jun27	Jul27
Jul26					14.00b	30.75b	45.25b	60.00b	73.00b	86.00b	99.00b	109.75b
	Aug26	Sep26	Oct26	Nov26	Dec26	Jan27	Feb27	Mar27	Apr27	May27	Jun27	Jul27
Dec26						16.75b	31.25b	46.00b	59.00b	72.00b	85.00b	95.75b
	Aug26	Sep26	Oct26	Nov26	Dec26	Jan27	Feb27	Mar27	Apr27	May27	Jun27	Jul27
Jan27							14.50b	29.25b	42.25b	55.25b	68.25b	79.00b
	Aug26	Sep26	Oct26	Nov26	Dec26	Jan27	Feb27	Mar27	Apr27	May27	Jun27	Jul27
Feb27								14.75b	27.75b	40.75b	53.75b	64.50b
	Aug26	Sep26	Oct26	Nov26	Dec26	Jan27	Feb27	Mar27	Apr27	May27	Jun27	Jul27
Mar27									13.00b	26.00b	39.00b	49.75b
	Aug26	Sep26	Oct26	Nov26	Dec26	Jan27	Feb27	Mar27	Apr27	May27	Jun27	Jul27
Apr27										13.00b	26.00b	36.75b
	Aug26	Sep26	Oct26	Nov26	Dec26	Jan27	Feb27	Mar27	Apr27	May27	Jun27	Jul27
May27											13.00b	23.75b
	Aug26	Sep26	Oct26	Nov26	Dec26	Jan27	Feb27	Mar27	Apr27	May27	Jun27	Jul27
Jun27												10.75b
	Aug26	Sep26	Oct26	Nov26	Dec26	Jan27	Feb27	Mar27	Apr27	May27	Jun27	Jul27
Jul27												



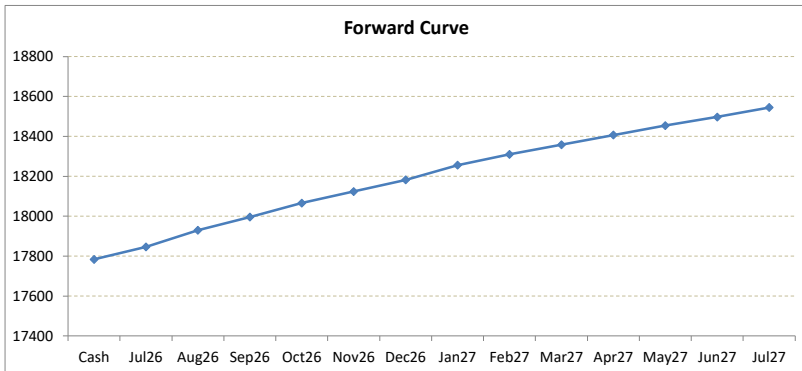
\*본 자료는 LME에서 공시하는 Valuation을 토대로 작성된 것으로 실제 거래 시의 스프레드와는 무관합니다.  
 \*\* Source: Reuters

# LME Valuation - Nickel

Cash - 3M: 212.63c

Date: 2026-06-16

	Cash-Jul26	Cash-Aug26	Cash-Sep26	Cash-Oct26	Cash-Nov26	Cash-Dec26	Cash-Jan27	Cash-Feb27	Cash-Mar27	Cash-Apr27	Cash-May27	Cash-Jun27
<b>Cash</b>	<b>17783.37</b>											
<b>3M</b>	<b>17996.00</b>											
Jul26	<b>17846.15</b>											
Aug26	<b>17930.00</b>											
Sep26	<b>17996.00</b>											
Oct26	<b>18066.00</b>											
Nov26	<b>18124.00</b>											
Dec26	<b>18182.00</b>											
Jan27	<b>18256.00</b>											
Feb27	<b>18310.00</b>											
Mar27	<b>18358.00</b>											
Apr27	<b>18407.00</b>											
May27	<b>18454.00</b>											
Jun27	<b>18497.00</b>											
Jul27	<b>18545.00</b>											
Cash	62.78c	146.63c	212.63c	282.63c	340.63c	398.63c	472.63c	526.63c	574.63c	623.63c	670.63c	713.63c
3M	149.85c	66.00c	0.00b	70.00c	128.00c	186.00c	260.00c	314.00c	362.00c	411.00c	458.00c	501.00c
3rd wed	83.85c	66.00c	70.00c	58.00c	58.00c	74.00c	54.00c	48.00c	49.00c	47.00c	43.00c	48.00c
Jul26	83.85c	149.85c	219.85c	277.85c	335.85c	409.85c	463.85c	511.85c	560.85c	607.85c	650.85c	698.85c
Aug26		66.00c	136.00c	194.00c	252.00c	326.00c	380.00c	428.00c	477.00c	524.00c	567.00c	615.00c
Sep26			70.00c	128.00c	186.00c	260.00c	314.00c	362.00c	411.00c	458.00c	501.00c	549.00c
Oct26				58.00c	116.00c	190.00c	244.00c	292.00c	341.00c	388.00c	431.00c	479.00c
Nov26					58.00c	132.00c	186.00c	234.00c	283.00c	330.00c	373.00c	421.00c
Dec26						74.00c	128.00c	176.00c	225.00c	272.00c	315.00c	363.00c
Jan27							54.00c	102.00c	151.00c	198.00c	241.00c	289.00c
Feb27								48.00c	97.00c	144.00c	187.00c	235.00c
Mar27									49.00c	96.00c	139.00c	187.00c
Apr27										47.00c	90.00c	138.00c
May27											43.00c	91.00c
Jun27												48.00c
Jul27												



\*본 자료는 LME에서 공시하는 Valuation을 토대로 작성된 것으로 실제 거래 시의 스프레드와는 무관합니다.

\*\* Source: Reuters

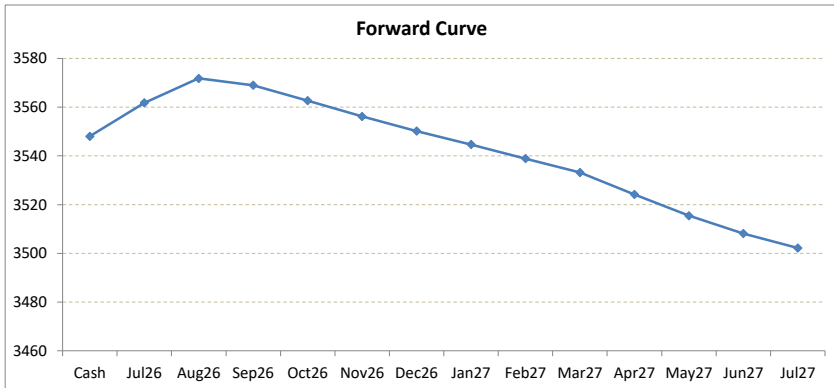
# LME Valuation - Zinc

Cash - 3M: **20.97c**

Date: **2026-06-16**

**Cash 3548.03**  
**3M 3569.00**  
 Jul26 **3561.79**  
 Aug26 **3571.79**  
 Sep26 **3569.00**  
 Oct26 **3562.67**  
 Nov26 **3556.17**  
 Dec26 **3550.17**  
 Jan27 **3544.67**  
 Feb27 **3538.92**  
 Mar27 **3533.17**  
 Apr27 **3524.17**  
 May27 **3515.42**  
 Jun27 **3508.17**  
 Jul27 **3502.17**

	Cash-Jul26	Cash-Aug26	Cash-Sep26	Cash-Oct26	Cash-Nov26	Cash-Dec26	Cash-Jan27	Cash-Feb27	Cash-Mar27	Cash-Apr27	Cash-May27	Cash-Jun27
Cash	13.76c	23.76c	20.97c	14.64c	8.14c	2.14c	3.36b	9.11b	14.86b	23.86b	32.61b	39.86b
	Jul26-3M	Aug26-3M	3M-Sep26	3M-Oct26	3M-Nov26	3M-Dec26	3M-Jan27	3M-Feb27	3M-Mar27	3M-Apr27	3M-May27	3M-Jun27
3M	7.21c	2.79b	0.00b	6.33b	12.83b	18.83b	24.33b	30.08b	35.83b	44.83b	53.58b	60.83b
	Jul26-Aug26	Aug26-Sep26	Sep26-Oct26	Oct26-Nov26	Nov26-Dec26	Dec26-Jan27	Jan27-Feb27	Feb27-Mar27	Mar27-Apr27	Apr27-May27	May27-Jun27	Jun27-Jul27
3rd wed	10.00c	2.79b	6.33b	6.50b	6.00b	5.50b	5.75b	5.75b	9.00b	8.75b	7.25b	6.00b
	Aug26	Sep26	Oct26	Nov26	Dec26	Jan27	Feb27	Mar27	Apr27	May27	Jun27	Jul27
Jul26	10.00c	7.21c	0.88c	5.62b	11.62b	17.12b	22.87b	28.62b	37.62b	46.37b	53.62b	59.62b
Aug27	Aug26	2.79b	9.12b	15.62b	21.62b	27.12b	32.87b	38.62b	47.62b	56.37b	63.62b	69.62b
May27		Sep26	6.33b	12.83b	18.83b	24.33b	30.08b	35.83b	44.83b	53.58b	60.83b	66.83b
Jun27			Oct26	6.50b	12.50b	18.00b	23.75b	29.50b	38.50b	47.25b	54.50b	60.50b
Jul27				Nov26	6.00b	11.50b	17.25b	23.00b	32.00b	40.75b	48.00b	54.00b
					Dec26	5.50b	11.25b	17.00b	26.00b	34.75b	42.00b	48.00b
						Jan27	5.75b	11.50b	20.50b	29.25b	36.50b	42.50b
							Feb27	5.75b	14.75b	23.50b	30.75b	36.75b
								Mar27	9.00b	17.75b	25.00b	31.00b
									Apr27	8.75b	16.00b	22.00b
										May27	7.25b	13.25b
											Jun27	6.00b
												Jul27



\*본 자료는 LME에서 공시하는 Valuation을 토대로 작성된 것으로 실제 거래 시의 스프레드와는 무관합니다.  
 \*\* Source: Reuters

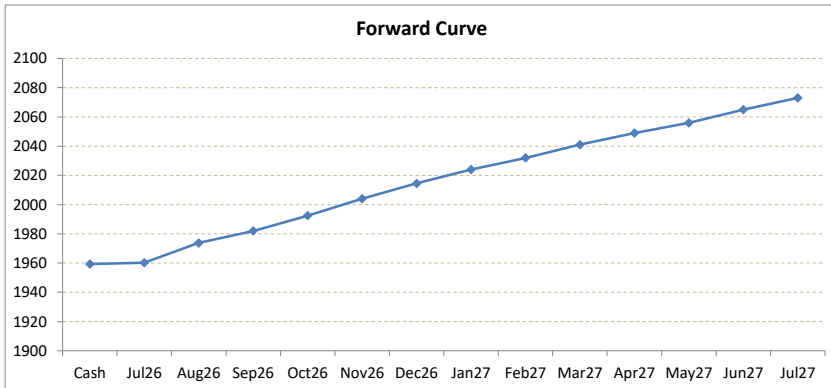
# LME Valuation - Lead

Cash - 3M: 22.67c

Date: 2026-06-16

**Cash 1959.33**  
**3M 1982.00**  
 Jul26 1960.24  
 Aug26 1973.78  
 Sep26 1982.00  
 Oct26 1992.47  
 Nov26 2003.97  
 Dec26 2014.47  
 Jan27 2023.97  
 Feb27 2031.97  
 Mar27 2040.97  
 Apr27 2048.97  
 May27 2055.97  
 Jun27 2064.97  
 Jul27 2072.97

	Cash-Jul26	Cash-Aug26	Cash-Sep26	Cash-Oct26	Cash-Nov26	Cash-Dec26	Cash-Jan27	Cash-Feb27	Cash-Mar27	Cash-Apr27	Cash-May27	Cash-Jun27	
Cash	0.91c	14.45c	22.67c	33.14c	44.64c	55.14c	64.64c	72.64c	81.64c	89.64c	96.64c	105.64c	
	Jul26-3M	Aug26-3M	3M-Sep26	3M-Oct26	3M-Nov26	3M-Dec26	3M-Jan27	3M-Feb27	3M-Mar27	3M-Apr27	3M-May27	3M-Jun27	
3M	21.76c	8.22c	0.00b	10.47c	21.97c	32.47c	41.97c	49.97c	58.97c	66.97c	73.97c	82.97c	
	Jul26-Aug26	Aug26-Sep26	Sep26-Oct26	Oct26-Nov26	Nov26-Dec26	Dec26-Jan27	Jan27-Feb27	Feb27-Mar27	Mar27-Apr27	Apr27-May27	May27-Jun27	Jun27-Jul27	
3rd wed	13.54c	8.22c	10.47c	11.50c	10.50c	9.50c	8.00c	9.00c	8.00c	7.00c	9.00c	8.00c	
	Aug26	Sep26	Oct26	Nov26	Dec26	Jan27	Feb27	Mar27	Apr27	May27	Jun27	Jul27	
Jul26	13.54c	21.76c	32.23c	43.73c	54.23c	63.73c	71.73c	80.73c	88.73c	95.73c	104.73c	112.73c	
	Aug26	Sep26	Oct26	Nov26	Dec26	Jan27	Feb27	Mar27	Apr27	May27	Jun27	Jul27	
Aug26		8.22c	18.69c	30.19c	40.69c	50.19c	58.19c	67.19c	75.19c	82.19c	91.19c	99.19c	
Sep26			10.47c	21.97c	32.47c	41.97c	49.97c	58.97c	66.97c	73.97c	82.97c	90.97c	
Oct26				11.50c	22.00c	31.50c	39.50c	48.50c	56.50c	63.50c	72.50c	80.50c	
Nov26					10.50c	20.00c	28.00c	37.00c	45.00c	52.00c	61.00c	69.00c	
Dec26						9.50c	17.50c	26.50c	34.50c	41.50c	50.50c	58.50c	
Jan27							8.00c	17.00c	25.00c	32.00c	41.00c	49.00c	
Feb27								9.00c	17.00c	24.00c	33.00c	41.00c	
Mar27									8.00c	15.00c	24.00c	32.00c	
Apr27										7.00c	16.00c	24.00c	
May27											9.00c	17.00c	
Jun27												8.00c	
Jul27													8.00c



\*본 자료는 LME에서 공시하는 Valuation을 토대로 작성된 것으로 실제 거래 시의 스프레드와는 무관합니다.  
 \*\* Source: Reuters

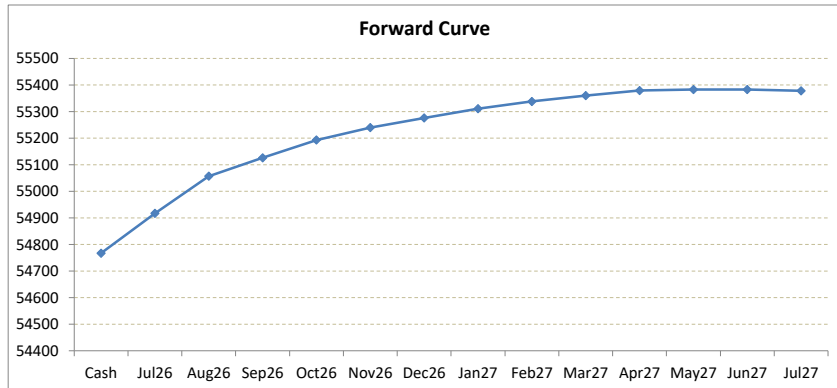
# LME Valuation - Tin

Cash - 3M: 359.00c

Date: 2026-06-16

**Cash 54767.00**  
**3M 55126.00**  
 Jul26 54917.00  
 Aug26 55057.00  
 Sep26 55126.00  
 Oct26 55193.00  
 Nov26 55240.00  
 Dec26 55276.00  
 Jan27 55311.00  
 Feb27 55338.00  
 Mar27 55360.00  
 Apr27 55379.00  
 May27 55383.00  
 Jun27 55383.00  
 Jul27 55378.00

	Cash-Jul26	Cash-Aug26	Cash-Sep26	Cash-Oct26	Cash-Nov26	Cash-Dec26	Cash-Jan27	Cash-Feb27	Cash-Mar27	Cash-Apr27	Cash-May27	Cash-Jun27
Cash	150.00c	290.00c	359.00c	426.00c	473.00c	509.00c	544.00c	571.00c	593.00c	612.00c	616.00c	616.00c
	Jul26-3M	Aug26-3M	3M-Sep26	3M-Oct26	3M-Nov26	3M-Dec26	3M-Jan27	3M-Feb27	3M-Mar27	3M-Apr27	3M-May27	3M-Jun27
3M	209.00c	69.00c	0.00b	67.00c	114.00c	150.00c	185.00c	212.00c	234.00c	253.00c	257.00c	257.00c
	Jul26-Aug26	Aug26-Sep26	Sep26-Oct26	Oct26-Nov26	Nov26-Dec26	Dec26-Jan27	Jan27-Feb27	Feb27-Mar27	Mar27-Apr27	Apr27-May27	May27-Jun27	Jun27-Jul27
3rd wed	140.00c	69.00c	67.00c	47.00c	36.00c	35.00c	27.00c	22.00c	19.00c	4.00c	0.00b	5.00b
	Aug26	Sep26	Oct26	Nov26	Dec26	Jan27	Feb27	Mar27	Apr27	May27	Jun27	Jul27
Jul26	140.00c	209.00c	276.00c	323.00c	359.00c	394.00c	421.00c	443.00c	462.00c	466.00c	466.00c	461.00c
	Aug26	Sep26	Oct26	Nov26	Dec26	Jan27	Feb27	Mar27	Apr27	May27	Jun27	Jul27
Aug27	69.00c	136.00c	183.00c	219.00c	254.00c	281.00c	303.00c	322.00c	326.00c	326.00c	326.00c	321.00c
	Aug26	Sep26	Oct26	Nov26	Dec26	Jan27	Feb27	Mar27	Apr27	May27	Jun27	Jul27
May27	67.00c	114.00c	150.00c	185.00c	212.00c	234.00c	253.00c	257.00c	257.00c	257.00c	252.00c	
	Oct26	Nov26	Dec26	Jan27	Feb27	Mar27	Apr27	May27	Jun27	Jul27		
Jun27	47.00c	83.00c	118.00c	145.00c	167.00c	186.00c	190.00c	190.00c	185.00c			
	Nov26	Dec26	Jan27	Feb27	Mar27	Apr27	May27	Jun27	Jul27			
Jul27	36.00c	71.00c	98.00c	120.00c	139.00c	143.00c	143.00c	138.00c				
	Dec26	Jan27	Feb27	Mar27	Apr27	May27	Jun27	Jul27				
Dec26	35.00c	62.00c	84.00c	103.00c	107.00c	107.00c	102.00c					
	Jan27	Feb27	Mar27	Apr27	May27	Jun27	Jul27					
Jan27	27.00c	49.00c	68.00c	72.00c	72.00c	67.00c						
	Feb27	Mar27	Apr27	May27	Jun27	Jul27						
Feb27	22.00c	41.00c	45.00c	45.00c	40.00c							
	Mar27	Apr27	May27	Jun27	Jul27							
Mar27	19.00c	23.00c	23.00c	18.00c								
	Apr27	May27	Jun27	Jul27								
Apr27	4.00c	4.00c	1.00b									
	May27	Jun27	Jul27									
May27	0.00b	5.00b										
	Jun27	Jul27										
Jun27	0.00b	5.00b										
	Jul27											
Jul27	5.00b											



\*본 자료는 LME에서 공시하는 Valuation을 토대로 작성된 것으로 실제 거래 시의 스프레드와는 무관합니다.  
 \*\* Source: Reuters