

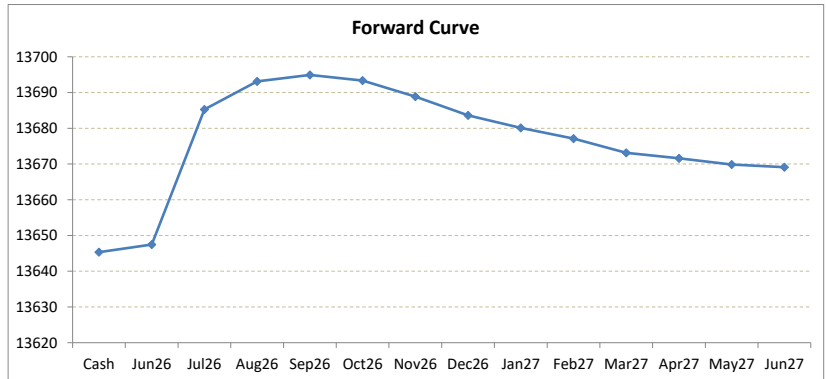
# LME Valuation - Copper

Cash - 3M: 52.67c

Date: 2026-06-12

**Cash 13645.33**  
**3M 13698.00**  
 Jun26 13647.45  
 Jul26 13685.26  
 Aug26 13693.11  
 Sep26 13694.92  
 Oct26 13693.36  
 Nov26 13688.86  
 Dec26 13683.61  
 Jan27 13680.11  
 Feb27 13677.11  
 Mar27 13673.11  
 Apr27 13671.61  
 May27 13669.86  
 Jun27 13669.11

	Cash-Jun26	Cash-Jul26	Cash-Aug26	Cash-Sep26	Cash-Oct26	Cash-Nov26	Cash-Dec26	Cash-Jan27	Cash-Feb27	Cash-Mar27	Cash-Apr27	Cash-May27
Cash	2.12c	39.93c	47.78c	49.59c	48.03c	43.53c	38.28c	34.78c	31.78c	27.78c	26.28c	24.53c
	Jun26-3M	Jul26-3M	Aug26-3M	3M-Sep26	3M-Oct26	3M-Nov26	3M-Dec26	3M-Jan27	3M-Feb27	3M-Mar27	3M-Apr27	3M-May27
3M	50.55c	12.74c	4.89c	3.08b	4.64b	9.14b	14.39b	17.89b	20.89b	24.89b	26.39b	28.14b
	Jun26-Jul26	Jul26-Aug26	Aug26-Sep26	Sep26-Oct26	Oct26-Nov26	Nov26-Dec26	Dec26-Jan27	Jan27-Feb27	Feb27-Mar27	Mar27-Apr27	Apr27-May27	May27-Jun27
3rd wed	37.81c	7.85c	1.81c	1.56b	4.50b	5.25b	3.50b	3.00b	4.00b	1.50b	1.75b	0.75b
	Jul26	Aug26	Sep26	Oct26	Nov26	Dec26	Jan27	Feb27	Mar27	Apr27	May27	Jun27
Jun26	37.81c	45.66c	47.47c	45.91c	41.41c	36.16c	32.66c	29.66c	25.66c	24.16c	22.41c	21.66c
Jul26		7.85c	9.66c	8.10c	3.60c	1.65b	5.15b	8.15b	12.15b	13.65b	15.40b	16.15b
Aug26			1.81c	0.25c	4.25b	9.50b	13.00b	16.00b	20.00b	21.50b	23.25b	24.00b
Sep26				1.56b	6.06b	11.31b	14.81b	17.81b	21.81b	23.31b	25.06b	25.81b
Oct26					4.50b	9.75b	13.25b	16.25b	20.25b	21.75b	23.50b	24.25b
Nov26						5.25b	8.75b	11.75b	15.75b	17.25b	19.00b	19.75b
Dec26							3.50b	6.50b	10.50b	12.00b	13.75b	14.50b
Jan27								3.00b	7.00b	8.50b	10.25b	11.00b
Feb27									4.00b	5.50b	7.25b	8.00b
Mar27										1.50b	3.25b	4.00b
Apr27											1.75b	2.50b
May27												0.75b
Jun27												



\*본 자료는 LME에서 공시하는 Valuation을 토대로 작성된 것으로 실제 거래 시의 스프레드와는 무관합니다.  
 \*\* Source: Reuters



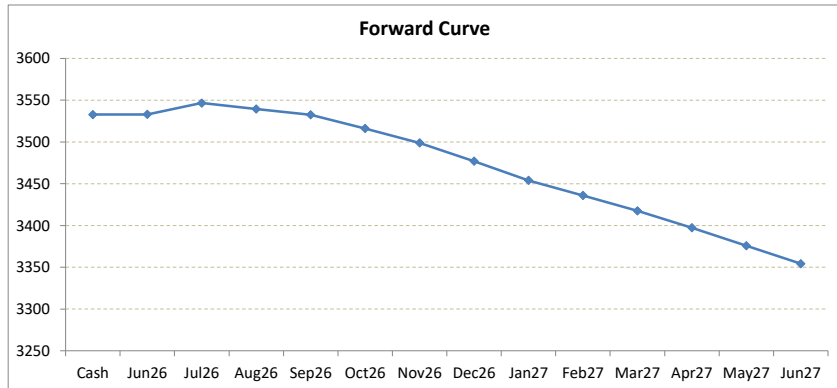
# LME Valuation - Aluminium

Cash - 3M: 2.24c

Date: 2026-06-12

**Cash 3532.76**  
**3M 3535.00**  
 Jun26 **3533.01**  
 Jul26 **3546.58**  
 Aug26 **3539.45**  
 Sep26 **3532.59**  
 Oct26 **3516.09**  
 Nov26 **3498.84**  
 Dec26 **3477.00**  
 Jan27 **3454.00**  
 Feb27 **3436.00**  
 Mar27 **3417.50**  
 Apr27 **3397.25**  
 May27 **3375.75**  
 Jun27 **3354.25**

	Cash-Jun26	Cash-Jul26	Cash-Aug26	Cash-Sep26	Cash-Oct26	Cash-Nov26	Cash-Dec26	Cash-Jan27	Cash-Feb27	Cash-Mar27	Cash-Apr27	Cash-May27
Cash	0.25c	13.82c	6.69c	0.17b	16.67b	33.92b	55.76b	78.76b	96.76b	115.26b	135.51b	157.01b
	Jun26-3M	Jul26-3M	Aug26-3M	3M-Sep26	3M-Oct26	3M-Nov26	3M-Dec26	3M-Jan27	3M-Feb27	3M-Mar27	3M-Apr27	3M-May27
3M	1.99c	11.58b	4.45b	2.41b	18.91b	36.16b	58.00b	81.00b	99.00b	117.50b	137.75b	159.25b
	Jun26-Jul26	Jul26-Aug26	Aug26-Sep26	Sep26-Oct26	Oct26-Nov26	Nov26-Dec26	Dec26-Jan27	Jan27-Feb27	Feb27-Mar27	Mar27-Apr27	Apr27-May27	May27-Jun27
3rd wed	13.57c	7.13b	6.86b	16.50b	17.25b	21.84b	23.00b	18.00b	18.50b	20.25b	21.50b	21.50b
	Jul26	Aug26	Sep26	Oct26	Nov26	Dec26	Jan27	Feb27	Mar27	Apr27	May27	Jun27
Jun26	13.57c	6.44c	0.42b	16.92b	34.17b	56.01b	79.01b	97.01b	115.51b	135.76b	157.26b	178.76b
Mar27	Jul26	7.13b	13.99b	30.49b	47.74b	69.58b	92.58b	110.58b	129.08b	149.33b	170.83b	192.33b
Apr27	Aug26	6.86b	23.36b	40.61b	62.45b	85.45b	103.45b	121.95b	142.20b	163.70b	185.20b	
May27	Sep26	16.50b	33.75b	55.59b	78.59b	96.59b	115.09b	135.34b	156.84b	178.34b		
Jun27	Oct26	17.25b	39.09b	62.09b	80.09b	98.59b	118.84b	140.34b	161.84b			
	Nov26	21.84b	44.84b	62.84b	81.34b	101.59b	123.09b	144.59b				
	Dec26	23.00b	41.00b	59.50b	79.75b	101.25b	122.75b					
	Jan27	18.00b	36.50b	56.75b	78.25b	99.75b						
	Feb27	18.50b	38.75b	60.25b	81.75b							
	Mar27	20.25b	41.75b	63.25b								
	Apr27	21.50b	43.00b									
	May27	21.50b										
	Jun27											



\*본 자료는 LME에서 공시하는 Valuation을 토대로 작성된 것으로 실제 거래 시의 스프레드와는 무관합니다.  
 \*\* Source: Reuters



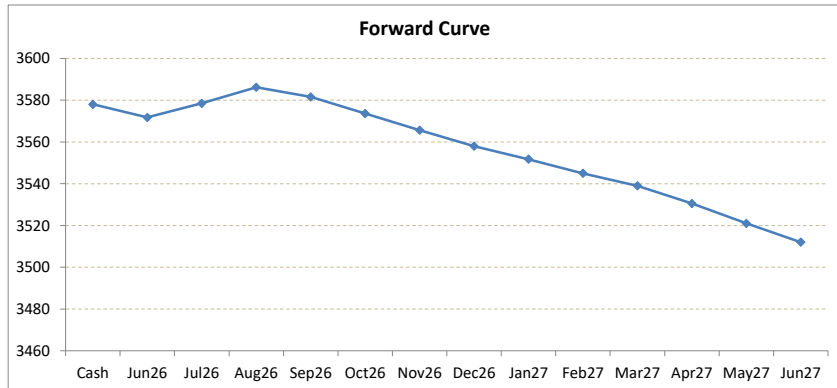
# LME Valuation - Zinc

Cash - 3M: 5.99c

Date: 2026-06-12

**Cash 3578.01**  
**3M 3584.00**  
 Jun26 3571.74  
 Jul26 3578.49  
 Aug26 3586.22  
 Sep26 3581.61  
 Oct26 3573.61  
 Nov26 3565.61  
 Dec26 3558.00  
 Jan27 3551.75  
 Feb27 3545.00  
 Mar27 3539.00  
 Apr27 3530.50  
 May27 3521.00  
 Jun27 3512.00

	Cash-Jun26	Cash-Jul26	Cash-Aug26	Cash-Sep26	Cash-Oct26	Cash-Nov26	Cash-Dec26	Cash-Jan27	Cash-Feb27	Cash-Mar27	Cash-Apr27	Cash-May27
Cash	6.27b	0.48c	8.21c	3.60c	4.40b	12.40b	20.01b	26.26b	33.01b	39.01b	47.51b	57.01b
	Jun26-3M	Jul26-3M	Aug26-3M	3M-Sep26	3M-Oct26	3M-Nov26	3M-Dec26	3M-Jan27	3M-Feb27	3M-Mar27	3M-Apr27	3M-May27
3M	12.26c	5.51c	2.22b	2.39b	10.39b	18.39b	26.00b	32.25b	39.00b	45.00b	53.50b	63.00b
	Jun26-Jul26	Jul26-Aug26	Aug26-Sep26	Sep26-Oct26	Oct26-Nov26	Nov26-Dec26	Dec26-Jan27	Jan27-Feb27	Feb27-Mar27	Mar27-Apr27	Apr27-May27	May27-Jun27
3rd wed	6.75c	7.73c	4.61b	8.00b	8.00b	7.61b	6.25b	6.75b	6.00b	8.50b	9.50b	9.00b
	Jul26	Aug26	Sep26	Oct26	Nov26	Dec26	Jan27	Feb27	Mar27	Apr27	May27	Jun27
Jun26	6.75c	14.48c	9.87c	1.87c	6.13b	13.74b	19.99b	26.74b	32.74b	41.24b	50.74b	59.74b
Mar27	Jul26	7.73c	3.12c	4.88b	12.88b	20.49b	26.74b	33.49b	39.49b	47.99b	57.49b	66.49b
Apr27	Aug26	4.61b	12.61b	20.61b	28.22b	34.47b	41.22b	47.22b	55.72b	65.22b	74.22b	
May27	Sep26		8.00b	16.00b	23.61b	29.86b	36.61b	42.61b	51.11b	60.61b	69.61b	
Jun27	Oct26		8.00b	15.61b	21.86b	28.61b	34.61b	43.11b	52.61b	61.61b		
	Nov26		7.61b	13.86b	20.61b	26.61b	35.11b	44.61b	53.61b			
	Dec26		6.25b	13.00b	19.00b	27.50b	37.00b	46.00b				
	Jan27		6.75b	12.75b	21.25b	30.75b	39.75b					
	Feb27		6.00b	14.50b	24.00b	33.00b						
	Mar27		8.50b	18.00b	27.00b							
	Apr27		9.50b	18.50b								
	May27			9.00b								
	Jun27											



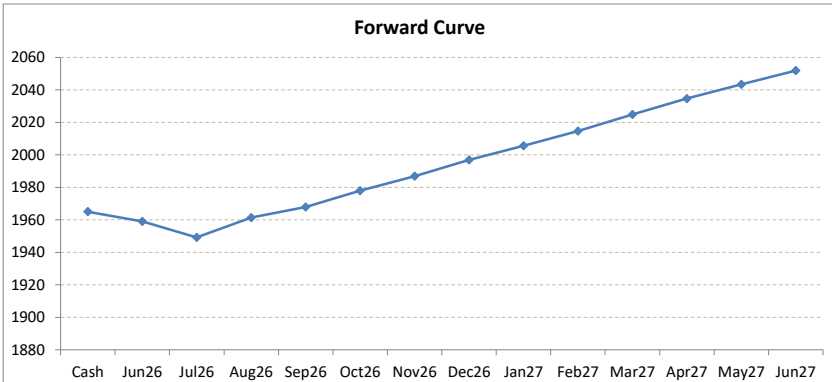
\*본 자료는 LME에서 공시하는 Valuation을 토대로 작성된 것으로 실제 거래 시의 스프레드와는 무관합니다.  
 \*\* Source: Reuters

# LME Valuation - Lead

Cash - 3M: 0.95c

Date: 2026-06-12

<b>Cash</b>	<b>1965.05</b>		Cash-Jun26	Cash-Jul26	Cash-Aug26	Cash-Sep26	Cash-Oct26	Cash-Nov26	Cash-Dec26	Cash-Jan27	Cash-Feb27	Cash-Mar27	Cash-Apr27	Cash-May27
<b>3M</b>	<b>1966.00</b>	Cash	6.00b	15.84b	3.72b	2.86c	12.86c	21.86c	31.86c	40.61c	49.61c	59.86c	69.61c	78.36c
Jun26	<b>1959.05</b>													
Jul26	<b>1949.21</b>		Jun26-3M	Jul26-3M	Aug26-3M	3M-Sep26	3M-Oct26	3M-Nov26	3M-Dec26	3M-Jan27	3M-Feb27	3M-Mar27	3M-Apr27	3M-May27
Aug26	<b>1961.33</b>	3M	6.95c	16.79c	4.67c	1.91c	11.91c	20.91c	30.91c	39.66c	48.66c	58.91c	68.66c	77.41c
Sep26	<b>1967.91</b>													
Oct26	<b>1977.91</b>		Jun26-Jul26	Jul26-Aug26	Aug26-Sep26	Sep26-Oct26	Oct26-Nov26	Nov26-Dec26	Dec26-Jan27	Jan27-Feb27	Feb27-Mar27	Mar27-Apr27	Apr27-May27	May27-Jun27
Nov26	<b>1986.91</b>	3rd wed	9.84b	12.12c	6.58c	10.00c	9.00c	10.00c	8.75c	9.00c	10.25c	9.75c	8.75c	8.50c
Dec26	<b>1996.91</b>													
Jan27	<b>2005.66</b>		Jul26	Aug26	Sep26	Oct26	Nov26	Dec26	Jan27	Feb27	Mar27	Apr27	May27	Jun27
Feb27	<b>2014.66</b>	Jun26	9.84b	2.28c	8.86c	18.86c	27.86c	37.86c	46.61c	55.61c	65.86c	75.61c	84.36c	92.86c
Mar27	<b>2024.91</b>		Jul26	12.12c	18.70c	28.70c	37.70c	47.70c	56.45c	65.45c	75.70c	85.45c	94.20c	102.70c
Apr27	<b>2034.66</b>			Aug26	6.58c	16.58c	25.58c	35.58c	44.33c	53.33c	63.58c	73.33c	82.08c	90.58c
May27	<b>2043.41</b>				Sep26	10.00c	19.00c	29.00c	37.75c	46.75c	57.00c	66.75c	75.50c	84.00c
Jun27	<b>2051.91</b>					Oct26	9.00c	19.00c	27.75c	36.75c	47.00c	56.75c	65.50c	74.00c
							Nov26	10.00c	18.75c	27.75c	38.00c	47.75c	56.50c	65.00c
								Dec26	8.75c	17.75c	28.00c	37.75c	46.50c	55.00c
									Jan27	9.00c	19.25c	29.00c	37.75c	46.25c
										Feb27	10.25c	20.00c	28.75c	37.25c
											Mar27	9.75c	18.50c	27.00c
												Apr27	8.75c	17.25c
													May27	8.50c
														Jun27



\*본 자료는 LME에서 공시하는 Valuation을 토대로 작성된 것으로 실제 거래 시의 스프레드와는 무관합니다.  
 \*\* Source: Reuters

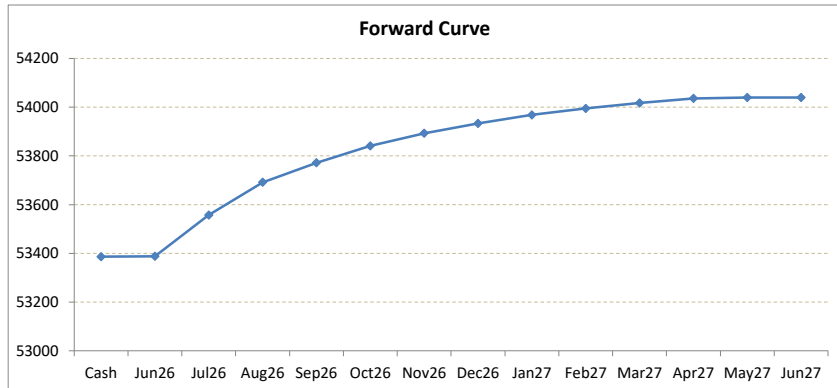


# LME Valuation - Tin

Cash - 3M: 366.00c

Date: 2026-06-12

<b>Cash</b>	<b>53386.00</b>		Cash-Jun26	Cash-Jul26	Cash-Aug26	Cash-Sep26	Cash-Oct26	Cash-Nov26	Cash-Dec26	Cash-Jan27	Cash-Feb27	Cash-Mar27	Cash-Apr27	Cash-May27
<b>3M</b>	<b>53752.00</b>	Cash	2.00c	171.00c	306.00c	386.00c	455.00c	507.00c	547.00c	582.00c	609.00c	631.00c	650.00c	654.00c
Jun26	<b>53388.00</b>													
Jul26	<b>53557.00</b>		Jun26-3M	Jul26-3M	Aug26-3M	3M-Sep26	3M-Oct26	3M-Nov26	3M-Dec26	3M-Jan27	3M-Feb27	3M-Mar27	3M-Apr27	3M-May27
Aug26	<b>53692.00</b>	3M	364.00c	195.00c	60.00c	20.00c	89.00c	141.00c	181.00c	216.00c	243.00c	265.00c	284.00c	288.00c
Sep26	<b>53772.00</b>													
Oct26	<b>53841.00</b>		Jun26-Jul26	Jul26-Aug26	Aug26-Sep26	Sep26-Oct26	Oct26-Nov26	Nov26-Dec26	Dec26-Jan27	Jan27-Feb27	Feb27-Mar27	Mar27-Apr27	Apr27-May27	May27-Jun27
Nov26	<b>53893.00</b>	3rd wed	169.00c	135.00c	80.00c	69.00c	52.00c	40.00c	35.00c	27.00c	22.00c	19.00c	4.00c	0.00b
Dec26	<b>53933.00</b>													
Jan27	<b>53968.00</b>		Jul26	Aug26	Sep26	Oct26	Nov26	Dec26	Jan27	Feb27	Mar27	Apr27	May27	Jun27
Feb27	<b>53995.00</b>	Jun26	169.00c	304.00c	384.00c	453.00c	505.00c	545.00c	580.00c	607.00c	629.00c	648.00c	652.00c	652.00c
Mar27	<b>54017.00</b>		Jul26	135.00c	215.00c	284.00c	336.00c	376.00c	411.00c	438.00c	460.00c	479.00c	483.00c	483.00c
Apr27	<b>54036.00</b>			Aug26	80.00c	149.00c	201.00c	241.00c	276.00c	303.00c	325.00c	344.00c	348.00c	348.00c
May27	<b>54040.00</b>				Sep26	69.00c	121.00c	161.00c	196.00c	223.00c	245.00c	264.00c	268.00c	268.00c
Jun27	<b>54040.00</b>					Oct26	52.00c	92.00c	127.00c	154.00c	176.00c	195.00c	199.00c	199.00c
							Nov26	40.00c	75.00c	102.00c	124.00c	143.00c	147.00c	147.00c
								Dec26	35.00c	62.00c	84.00c	103.00c	107.00c	107.00c
									Jan27	27.00c	49.00c	68.00c	72.00c	72.00c
										Feb27	22.00c	41.00c	45.00c	45.00c
											Mar27	19.00c	23.00c	23.00c
												Apr27	4.00c	4.00c
													May27	0.00b
														Jun27



\*본 자료는 LME에서 공시하는 Valuation을 토대로 작성된 것으로 실제 거래 시의 스프레드와는 무관합니다.  
 \*\* Source: Reuters