

# LME Valuation - Copper

Cash - 3M: 23.42c

Date: 2026-06-08

Cash 13592.08

3M 13615.50

Jun26 13605.86

Jul26 13611.88

Aug26 13613.65

Sep26 13613.58

Oct26 13609.58

Nov26 13606.58

Dec26 13601.83

Jan27 13598.83

Feb27 13595.08

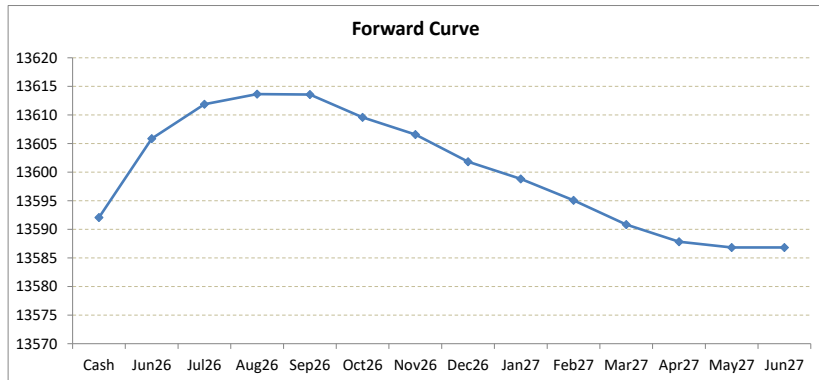
Mar27 13590.83

Apr27 13587.83

May27 13586.83

Jun27 13586.83

	Cash-Jun26	Cash-Jul26	Cash-Aug26	Cash-Sep26	Cash-Oct26	Cash-Nov26	Cash-Dec26	Cash-Jan27	Cash-Feb27	Cash-Mar27	Cash-Apr27	Cash-May27
Cash	13.78c	19.80c	21.57c	21.50c	17.50c	14.50c	9.75c	6.75c	3.00c	1.25b	4.25b	5.25b
	Jun26-3M	Jul26-3M	Aug26-3M	3M-Sep26	3M-Oct26	3M-Nov26	3M-Dec26	3M-Jan27	3M-Feb27	3M-Mar27	3M-Apr27	3M-May27
3M	9.64c	3.62c	1.85c	1.92b	5.92b	8.92b	13.67b	16.67b	20.42b	24.67b	27.67b	28.67b
	Jun26-Jul26	Jul26-Aug26	Aug26-Sep26	Sep26-Oct26	Oct26-Nov26	Nov26-Dec26	Dec26-Jan27	Jan27-Feb27	Feb27-Mar27	Mar27-Apr27	Apr27-May27	May27-Jun27
3rd wed	6.02c	1.77c	0.07b	4.00b	3.00b	4.75b	3.00b	3.75b	4.25b	3.00b	1.00b	0.00b
	Jul26	Aug26	Sep26	Oct26	Nov26	Dec26	Jan27	Feb27	Mar27	Apr27	May27	Jun27
Jun26	6.02c	7.79c	7.72c	3.72c	0.72c	4.03b	7.03b	10.78b	15.03b	18.03b	19.03b	19.03b
	Jul26	1.77c	1.70c	2.30b	5.30b	10.05b	13.05b	16.80b	21.05b	24.05b	25.05b	25.05b
		Aug26	0.07b	4.07b	7.07b	11.82b	14.82b	18.57b	22.82b	25.82b	26.82b	26.82b
			Sep26	4.00b	7.00b	11.75b	14.75b	18.50b	22.75b	25.75b	26.75b	26.75b
				Oct26	3.00b	7.75b	10.75b	14.50b	18.75b	21.75b	22.75b	22.75b
					Nov26	4.75b	7.75b	11.50b	15.75b	18.75b	19.75b	19.75b
						Dec26	3.00b	6.75b	11.00b	14.00b	15.00b	15.00b
							Jan27	3.75b	8.00b	11.00b	12.00b	12.00b
								Feb27	4.25b	7.25b	8.25b	8.25b
									Mar27	3.00b	4.00b	4.00b
										Apr27	1.00b	1.00b
											May27	0.00b
												Jun27



\*본 자료는 LME에서 공시하는 Valuation을 토대로 작성된 것으로 실제 거래 시의 스프레드와는 무관합니다.  
 \*\* Source: Reuters

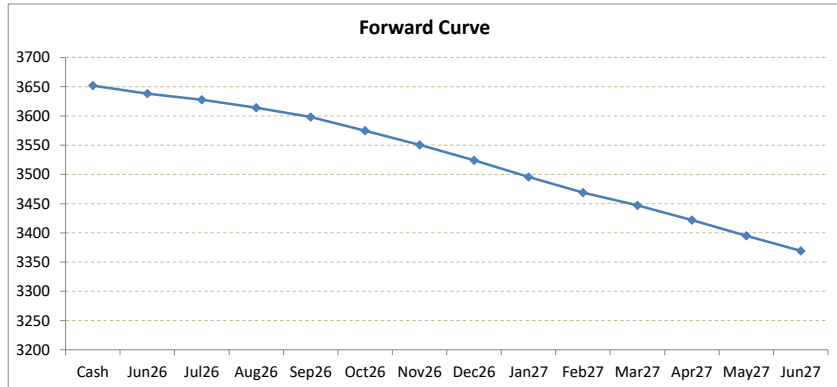
# LME Valuation - Aluminium

Cash - 3M: **47.85b**

Date: **2026-06-08**

**Cash 3651.85**  
**3M 3604.00**  
 Jun26 **3638.14**  
 Jul26 **3627.53**  
 Aug26 **3613.88**  
 Sep26 **3597.99**  
 Oct26 **3574.49**  
 Nov26 **3550.49**  
 Dec26 **3523.99**  
 Jan27 **3495.49**  
 Feb27 **3468.99**  
 Mar27 **3446.99**  
 Apr27 **3421.74**  
 May27 **3394.99**  
 Jun27 **3368.99**

	Cash-Jun26	Cash-Jul26	Cash-Aug26	Cash-Sep26	Cash-Oct26	Cash-Nov26	Cash-Dec26	Cash-Jan27	Cash-Feb27	Cash-Mar27	Cash-Apr27	Cash-May27
Cash	13.71b	24.32b	37.97b	53.86b	77.36b	101.36b	127.86b	156.36b	182.86b	204.86b	230.11b	256.86b
	Jun26-3M	Jul26-3M	Aug26-3M	3M-Sep26	3M-Oct26	3M-Nov26	3M-Dec26	3M-Jan27	3M-Feb27	3M-Mar27	3M-Apr27	3M-May27
3M	34.14b	23.53b	9.88b	6.01b	29.51b	53.51b	80.01b	108.51b	135.01b	157.01b	182.26b	209.01b
	Jun26-Jul26	Jul26-Aug26	Aug26-Sep26	Sep26-Oct26	Oct26-Nov26	Nov26-Dec26	Dec26-Jan27	Jan27-Feb27	Feb27-Mar27	Mar27-Apr27	Apr27-May27	May27-Jun27
3rd wed	10.61b	13.65b	15.89b	23.50b	24.00b	26.50b	28.50b	26.50b	22.00b	25.25b	26.75b	26.00b
	Jul26	Aug26	Sep26	Oct26	Nov26	Dec26	Jan27	Feb27	Mar27	Apr27	May27	Jun27
Jun26	10.61b	24.26b	40.15b	63.65b	87.65b	114.15b	142.65b	169.15b	191.15b	216.40b	243.15b	269.15b
Mar27	Jul26	13.65b	29.54b	53.04b	77.04b	103.54b	132.04b	158.54b	180.54b	205.79b	232.54b	258.54b
Apr27	Aug26	15.89b	39.39b	63.39b	89.89b	118.39b	144.89b	166.89b	192.14b	218.89b	244.89b	
May27	Sep26	23.50b	47.50b	74.00b	102.50b	129.00b	151.00b	176.25b	203.00b	229.00b		
Jun27	Oct26	24.00b	50.50b	79.00b	105.50b	127.50b	152.75b	179.50b	205.50b			
	Nov26	26.50b	55.00b	81.50b	103.50b	128.75b	155.50b	181.50b				
	Dec26	28.50b	55.00b	77.00b	102.25b	129.00b	155.00b					
	Jan27	26.50b	48.50b	73.75b	100.50b	126.50b						
	Feb27	22.00b	47.25b	74.00b	100.00b							
	Mar27	25.25b	52.00b	78.00b								
	Apr27	26.75b	52.75b									
	May27	26.00b										
	Jun27											



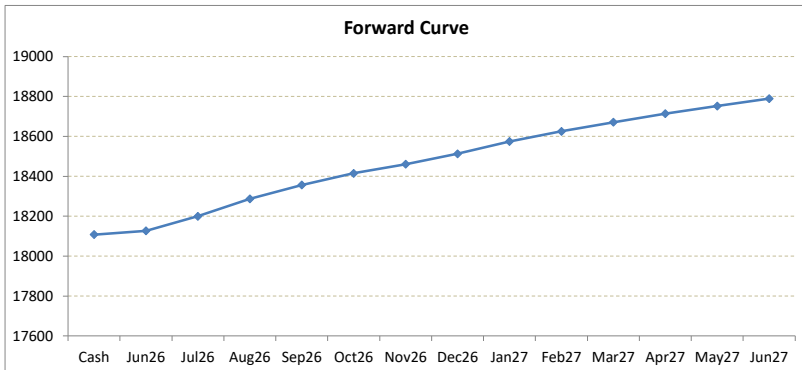
\*본 자료는 LME에서 공시하는 Valuation을 토대로 작성된 것으로 실제 거래 시의 스프레드와는 무관합니다.  
 \*\* Source: Reuters

# LME Valuation - Nickel

Cash - 3M: 232.72c

Date: 2026-06-08

		Cash-Jun26	Cash-Jul26	Cash-Aug26	Cash-Sep26	Cash-Oct26	Cash-Nov26	Cash-Dec26	Cash-Jan27	Cash-Feb27	Cash-Mar27	Cash-Apr27	Cash-May27	
<b>Cash</b>	<b>18108.28</b>													
<b>3M</b>	<b>18341.00</b>													
Jun26	<b>18127.48</b>													
Jul26	<b>18199.73</b>													
Aug26	<b>18287.06</b>													
Sep26	<b>18356.48</b>													
Oct26	<b>18415.00</b>													
Nov26	<b>18461.00</b>													
Dec26	<b>18513.00</b>													
Jan27	<b>18575.00</b>													
Feb27	<b>18625.00</b>													
Mar27	<b>18671.00</b>													
Apr27	<b>18714.00</b>													
May27	<b>18752.00</b>													
Jun27	<b>18789.00</b>													
		Cash	19.20c	91.45c	178.78c	248.20c	306.72c	352.72c	404.72c	466.72c	516.72c	562.72c	605.72c	643.72c
		3M	213.52c	141.27c	53.94c	15.48c	74.00c	120.00c	172.00c	234.00c	284.00c	330.00c	373.00c	411.00c
		3rd wed	72.25c	87.33c	69.42c	58.52c	46.00c	52.00c	62.00c	50.00c	46.00c	43.00c	38.00c	37.00c
		Jun26	72.25c	159.58c	229.00c	287.52c	333.52c	385.52c	447.52c	497.52c	543.52c	586.52c	624.52c	661.52c
		Jul26		87.33c	156.75c	215.27c	261.27c	313.27c	375.27c	425.27c	471.27c	514.27c	552.27c	589.27c
		Aug26			69.42c	127.94c	173.94c	225.94c	287.94c	337.94c	383.94c	426.94c	464.94c	501.94c
		Sep26				58.52c	104.52c	156.52c	218.52c	268.52c	314.52c	357.52c	395.52c	432.52c
		Oct26					46.00c	98.00c	160.00c	210.00c	256.00c	299.00c	337.00c	374.00c
		Nov26						52.00c	114.00c	164.00c	210.00c	253.00c	291.00c	328.00c
		Dec26							62.00c	112.00c	158.00c	201.00c	239.00c	276.00c
		Jan27								50.00c	96.00c	139.00c	177.00c	214.00c
		Feb27									46.00c	89.00c	127.00c	164.00c
		Mar27										43.00c	81.00c	118.00c
		Apr27											38.00c	75.00c
		May27												37.00c
		Jun27												



\*본 자료는 LME에서 공시하는 Valuation을 토대로 작성된 것으로 실제 거래 시의 스프레드와는 무관합니다.

\*\* Source: Reuters

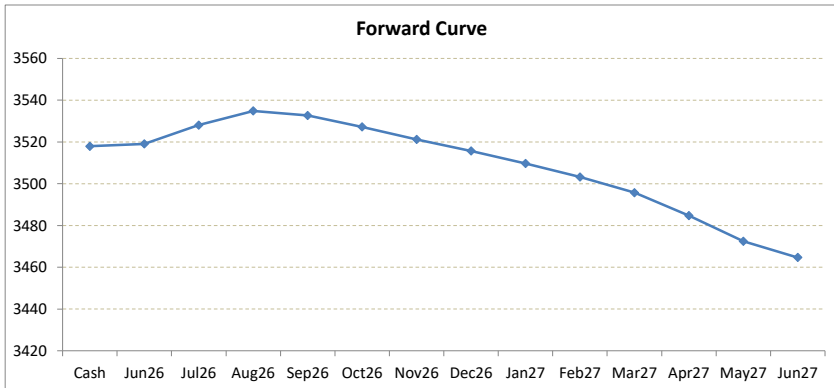
# LME Valuation - Zinc

Cash - 3M: 19.06c

Date: 2026-06-08

**Cash 3517.94**  
**3M 3537.00**  
 Jun26 3519.07  
 Jul26 3528.06  
 Aug26 3534.86  
 Sep26 3532.70  
 Oct26 3527.20  
 Nov26 3521.20  
 Dec26 3515.70  
 Jan27 3509.70  
 Feb27 3503.20  
 Mar27 3495.70  
 Apr27 3484.70  
 May27 3472.45  
 Jun27 3464.70

	Cash-Jun26	Cash-Jul26	Cash-Aug26	Cash-Sep26	Cash-Oct26	Cash-Nov26	Cash-Dec26	Cash-Jan27	Cash-Feb27	Cash-Mar27	Cash-Apr27	Cash-May27
Cash	1.13c	10.12c	16.92c	14.76c	9.26c	3.26c	2.24b	8.24b	14.74b	22.24b	33.24b	45.49b
	Jun26-3M	Jul26-3M	Aug26-3M	3M-Sep26	3M-Oct26	3M-Nov26	3M-Dec26	3M-Jan27	3M-Feb27	3M-Mar27	3M-Apr27	3M-May27
3M	17.93c	8.94c	2.14c	4.30b	9.80b	15.80b	21.30b	27.30b	33.80b	41.30b	52.30b	64.55b
	Jun26-Jul26	Jul26-Aug26	Aug26-Sep26	Sep26-Oct26	Oct26-Nov26	Nov26-Dec26	Dec26-Jan27	Jan27-Feb27	Feb27-Mar27	Mar27-Apr27	Apr27-May27	May27-Jun27
3rd wed	8.99c	6.80c	2.16b	5.50b	6.00b	5.50b	6.00b	6.50b	7.50b	11.00b	12.25b	7.75b
	Jul26	Aug26	Sep26	Oct26	Nov26	Dec26	Jan27	Feb27	Mar27	Apr27	May27	Jun27
Jun26	8.99c	15.79c	13.63c	8.13c	2.13c	3.37b	9.37b	15.87b	23.37b	34.37b	46.62b	54.37b
Mar27	Jul26	6.80c	4.64c	0.86b	6.86b	12.36b	18.36b	24.86b	32.36b	43.36b	55.61b	63.36b
Apr27	Aug26	2.16b	7.66b	13.66b	19.16b	25.16b	31.66b	39.16b	50.16b	62.41b	70.16b	
May27	Sep26	5.50b	11.50b	17.00b	23.00b	29.50b	37.00b	48.00b	60.25b	68.00b		
Jun27	Oct26	6.00b	11.50b	17.50b	24.00b	31.50b	42.50b	54.75b	62.50b			
	Nov26	5.50b	11.50b	18.00b	25.50b	36.50b	48.75b	56.50b				
	Dec26	6.00b	12.50b	20.00b	31.00b	43.25b	51.00b					
	Jan27	6.50b	14.00b	25.00b	37.25b	45.00b						
	Feb27	7.50b	18.50b	30.75b	38.50b							
	Mar27	11.00b	23.25b	31.00b								
	Apr27	12.25b	20.00b									
	May27	7.75b										
	Jun27											



\*본 자료는 LME에서 공시하는 Valuation을 토대로 작성된 것으로 실제 거래 시의 스프레드와는 무관합니다.  
 \*\* Source: Reuters

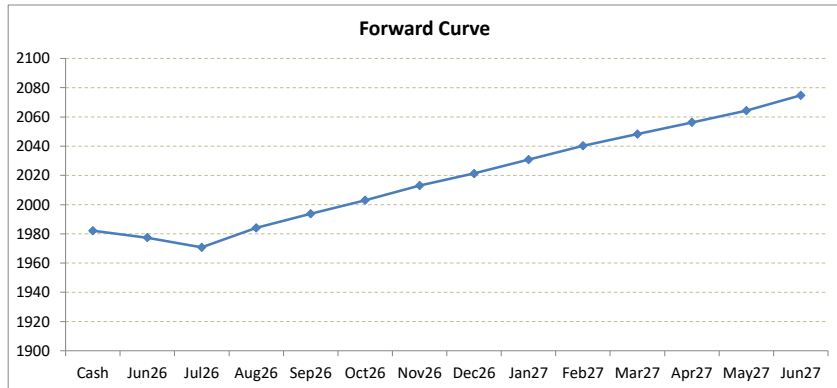
# LME Valuation - Lead

Cash - 3M: 7.89c

Date: 2026-06-08

**Cash 1982.11**  
**3M 1990.00**  
 Jun26 **1977.44**  
 Jul26 **1970.75**  
 Aug26 **1984.08**  
 Sep26 **1993.79**  
 Oct26 **2003.04**  
 Nov26 **2013.04**  
 Dec26 **2021.29**  
 Jan27 **2030.79**  
 Feb27 **2040.29**  
 Mar27 **2048.29**  
 Apr27 **2056.29**  
 May27 **2064.29**  
 Jun27 **2074.79**

	Cash-Jun26	Cash-Jul26	Cash-Aug26	Cash-Sep26	Cash-Oct26	Cash-Nov26	Cash-Dec26	Cash-Jan27	Cash-Feb27	Cash-Mar27	Cash-Apr27	Cash-May27
Cash	4.67b	11.36b	1.97c	11.68c	20.93c	30.93c	39.18c	48.68c	58.18c	66.18c	74.18c	82.18c
	Jun26-3M	Jul26-3M	Aug26-3M	3M-Sep26	3M-Oct26	3M-Nov26	3M-Dec26	3M-Jan27	3M-Feb27	3M-Mar27	3M-Apr27	3M-May27
3M	12.56c	19.25c	5.92c	3.79c	13.04c	23.04c	31.29c	40.79c	50.29c	58.29c	66.29c	74.29c
	Jun26-Jul26	Jul26-Aug26	Aug26-Sep26	Sep26-Oct26	Oct26-Nov26	Nov26-Dec26	Dec26-Jan27	Jan27-Feb27	Feb27-Mar27	Mar27-Apr27	Apr27-May27	May27-Jun27
3rd wed	6.69b	13.33c	9.71c	9.25c	10.00c	8.25c	9.50c	9.50c	8.00c	8.00c	8.00c	10.50c
	Jul26	Aug26	Sep26	Oct26	Nov26	Dec26	Jan27	Feb27	Mar27	Apr27	May27	Jun27
Jun26	6.69b	6.64c	16.35c	25.60c	35.60c	43.85c	53.35c	62.85c	70.85c	78.85c	86.85c	97.35c
Mar27	Jul26	13.33c	23.04c	32.29c	42.29c	50.54c	60.04c	69.54c	77.54c	85.54c	93.54c	104.04c
Apr27	Aug26		9.71c	18.96c	28.96c	37.21c	46.71c	56.21c	64.21c	72.21c	80.21c	90.71c
May27	Sep26			9.25c	19.25c	27.50c	37.00c	46.50c	54.50c	62.50c	70.50c	81.00c
Jun27	Oct26				10.00c	18.25c	27.75c	37.25c	45.25c	53.25c	61.25c	71.75c
	Nov26					8.25c	17.75c	27.25c	35.25c	43.25c	51.25c	61.75c
	Dec26						9.50c	19.00c	27.00c	35.00c	43.00c	53.50c
	Jan27							9.50c	17.50c	25.50c	33.50c	44.00c
	Feb27								8.00c	16.00c	24.00c	34.50c
	Mar27									8.00c	16.00c	26.50c
	Apr27										8.00c	18.50c
	May27											10.50c
	Jun27											



\*본 자료는 LME에서 공시하는 Valuation을 토대로 작성된 것으로 실제 거래 시의 스프레드와는 무관합니다.  
 \*\* Source: Reuters

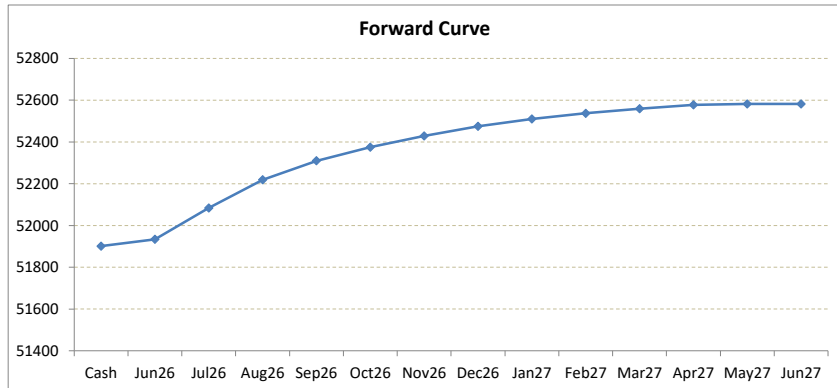
# LME Valuation - Tin

Cash - 3M: 378.00c

Date: 2026-06-08

**Cash 51901.00**  
**3M 52279.00**  
 Jun26 51934.00  
 Jul26 52084.00  
 Aug26 52219.00  
 Sep26 52310.00  
 Oct26 52375.00  
 Nov26 52429.00  
 Dec26 52475.00  
 Jan27 52510.00  
 Feb27 52537.00  
 Mar27 52559.00  
 Apr27 52578.00  
 May27 52582.00  
 Jun27 52582.00

	Cash-Jun26	Cash-Jul26	Cash-Aug26	Cash-Sep26	Cash-Oct26	Cash-Nov26	Cash-Dec26	Cash-Jan27	Cash-Feb27	Cash-Mar27	Cash-Apr27	Cash-May27
Cash	33.00c	183.00c	318.00c	409.00c	474.00c	528.00c	574.00c	609.00c	636.00c	658.00c	677.00c	681.00c
	Jun26-3M	Jul26-3M	Aug26-3M	3M-Sep26	3M-Oct26	3M-Nov26	3M-Dec26	3M-Jan27	3M-Feb27	3M-Mar27	3M-Apr27	3M-May27
3M	345.00c	195.00c	60.00c	31.00c	96.00c	150.00c	196.00c	231.00c	258.00c	280.00c	299.00c	303.00c
	Jun26-Jul26	Jul26-Aug26	Aug26-Sep26	Sep26-Oct26	Oct26-Nov26	Nov26-Dec26	Dec26-Jan27	Jan27-Feb27	Feb27-Mar27	Mar27-Apr27	Apr27-May27	May27-Jun27
3rd wed	150.00c	135.00c	91.00c	65.00c	54.00c	46.00c	35.00c	27.00c	22.00c	19.00c	4.00c	0.00b
	Jul26	Aug26	Sep26	Oct26	Nov26	Dec26	Jan27	Feb27	Mar27	Apr27	May27	Jun27
Jun26	150.00c	285.00c	376.00c	441.00c	495.00c	541.00c	576.00c	603.00c	625.00c	644.00c	648.00c	648.00c
Jul26		135.00c	226.00c	291.00c	345.00c	391.00c	426.00c	453.00c	475.00c	494.00c	498.00c	498.00c
Aug26			91.00c	156.00c	210.00c	256.00c	291.00c	318.00c	340.00c	359.00c	363.00c	363.00c
Sep26				65.00c	119.00c	165.00c	200.00c	227.00c	249.00c	268.00c	272.00c	272.00c
Oct26					54.00c	100.00c	135.00c	162.00c	184.00c	203.00c	207.00c	207.00c
Nov26						46.00c	81.00c	108.00c	130.00c	149.00c	153.00c	153.00c
Dec26							35.00c	62.00c	84.00c	103.00c	107.00c	107.00c
Jan27								27.00c	49.00c	68.00c	72.00c	72.00c
Feb27									22.00c	41.00c	45.00c	45.00c
Mar27										19.00c	23.00c	23.00c
Apr27											4.00c	4.00c
May27												0.00b
Jun27												



\*본 자료는 LME에서 공시하는 Valuation을 토대로 작성된 것으로 실제 거래 시의 스프레드와는 무관합니다.  
 \*\* Source: Reuters