

LME Valuation - Copper

Cash - 3M: 29.18c

Date: 2026-06-05

Cash 13490.32

3M 13519.50

Jun26 13507.06

Jul26 13514.06

Aug26 13518.30

Sep26 13517.77

Oct26 13514.52

Nov26 13510.52

Dec26 13506.50

Jan27 13503.50

Feb27 13500.50

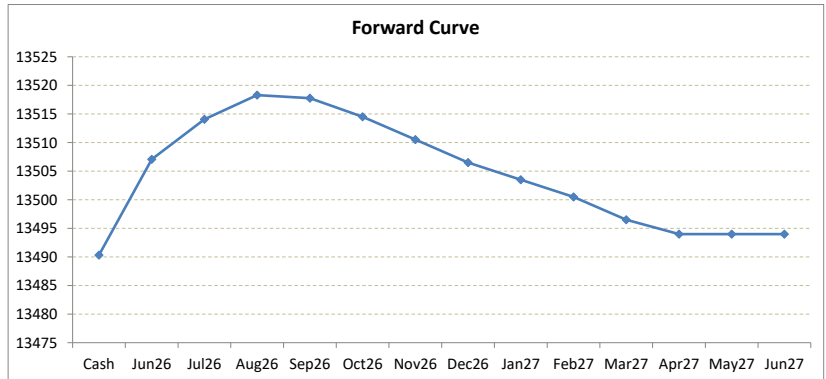
Mar27 13496.50

Apr27 13494.00

May27 13494.00

Jun27 13494.00

	Cash-Jun26	Cash-Jul26	Cash-Aug26	Cash-Sep26	Cash-Oct26	Cash-Nov26	Cash-Dec26	Cash-Jan27	Cash-Feb27	Cash-Mar27	Cash-Apr27	Cash-May27
Cash	16.74c	23.74c	27.98c	27.45c	24.20c	20.20c	16.18c	13.18c	10.18c	6.18c	3.68c	3.68c
	Jun26-3M	Jul26-3M	Aug26-3M	3M-Sep26	3M-Oct26	3M-Nov26	3M-Dec26	3M-Jan27	3M-Feb27	3M-Mar27	3M-Apr27	3M-May27
3M	12.44c	5.44c	1.20c	1.73b	4.98b	8.98b	13.00b	16.00b	19.00b	23.00b	25.50b	25.50b
	Jun26-Jul26	Jul26-Aug26	Aug26-Sep26	Sep26-Oct26	Oct26-Nov26	Nov26-Dec26	Dec26-Jan27	Jan27-Feb27	Feb27-Mar27	Mar27-Apr27	Apr27-May27	May27-Jun27
3rd wed	7.00c	4.24c	0.53b	3.25b	4.00b	4.02b	3.00b	3.00b	4.00b	2.50b	0.00b	0.00b
	Jul26	Aug26	Sep26	Oct26	Nov26	Dec26	Jan27	Feb27	Mar27	Apr27	May27	Jun27
Jun26	7.00c	11.24c	10.71c	7.46c	3.46c	0.56b	3.56b	6.56b	10.56b	13.06b	13.06b	13.06b
	Jul26	4.24c	3.71c	0.46c	3.54b	7.56b	10.56b	13.56b	17.56b	20.06b	20.06b	20.06b
		Aug26	0.53b	3.78b	7.78b	11.80b	14.80b	17.80b	21.80b	24.30b	24.30b	24.30b
			Sep26	3.25b	7.25b	11.27b	14.27b	17.27b	21.27b	23.77b	23.77b	23.77b
				Oct26	4.00b	8.02b	11.02b	14.02b	18.02b	20.52b	20.52b	20.52b
					Nov26	4.02b	7.02b	10.02b	14.02b	16.52b	16.52b	16.52b
						Dec26	3.00b	6.00b	10.00b	12.50b	12.50b	12.50b
							Jan27	3.00b	7.00b	9.50b	9.50b	9.50b
								Feb27	4.00b	6.50b	6.50b	6.50b
									Mar27	2.50b	2.50b	2.50b
										Apr27	0.00b	0.00b
											May27	0.00b
												Jun27



*본 자료는 LME에서 공시하는 Valuation을 토대로 작성된 것으로 실제 거래 시의 스프레드와는 무관합니다.
 ** Source: Reuters

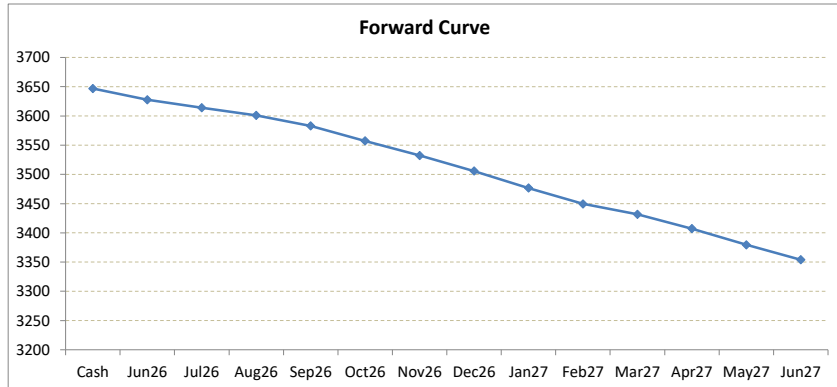
LME Valuation - Aluminium

Cash - 3M: **54.89b**

Date: **2026-06-05**

Cash 3646.89
3M 3592.00
 Jun26 **3627.56**
 Jul26 **3614.08**
 Aug26 **3600.87**
 Sep26 **3583.04**
 Oct26 **3557.25**
 Nov26 **3532.25**
 Dec26 **3505.75**
 Jan27 **3476.75**
 Feb27 **3449.50**
 Mar27 **3431.75**
 Apr27 **3407.25**
 May27 **3379.50**
 Jun27 **3354.00**

	Cash-Jun26	Cash-Jul26	Cash-Aug26	Cash-Sep26	Cash-Oct26	Cash-Nov26	Cash-Dec26	Cash-Jan27	Cash-Feb27	Cash-Mar27	Cash-Apr27	Cash-May27
Cash	19.33b	32.81b	46.02b	63.85b	89.64b	114.64b	141.14b	170.14b	197.39b	215.14b	239.64b	267.39b
	Jun26-3M	Jul26-3M	Aug26-3M	3M-Sep26	3M-Oct26	3M-Nov26	3M-Dec26	3M-Jan27	3M-Feb27	3M-Mar27	3M-Apr27	3M-May27
3M	35.56b	22.08b	8.87b	8.96b	34.75b	59.75b	86.25b	115.25b	142.50b	160.25b	184.75b	212.50b
	Jun26-Jul26	Jul26-Aug26	Aug26-Sep26	Sep26-Oct26	Oct26-Nov26	Nov26-Dec26	Dec26-Jan27	Jan27-Feb27	Feb27-Mar27	Mar27-Apr27	Apr27-May27	May27-Jun27
3rd wed	13.48b	13.21b	17.83b	25.79b	25.00b	26.50b	29.00b	27.25b	17.75b	24.50b	27.75b	25.50b
	Jul26	Aug26	Sep26	Oct26	Nov26	Dec26	Jan27	Feb27	Mar27	Apr27	May27	Jun27
Jun26	13.48b	26.69b	44.52b	70.31b	95.31b	121.81b	150.81b	178.06b	195.81b	220.31b	248.06b	273.56b
Mar27	Jul26	13.21b	31.04b	56.83b	81.83b	108.33b	137.33b	164.58b	182.33b	206.83b	234.58b	260.08b
Apr27	Aug26	17.83b	43.62b	68.62b	95.12b	124.12b	151.37b	169.12b	193.62b	221.37b	246.87b	
May27	Sep26	25.79b	50.79b	77.29b	106.29b	133.54b	151.29b	175.79b	203.54b	229.04b		
Jun27	Oct26	25.00b	51.50b	80.50b	107.75b	125.50b	150.00b	177.75b	203.25b			
	Nov26	26.50b	55.50b	82.75b	100.50b	125.00b	152.75b	178.25b				
	Dec26	29.00b	56.25b	74.00b	98.50b	126.25b	151.75b					
	Jan27	27.25b	45.00b	69.50b	97.25b	122.75b						
	Feb27	17.75b	42.25b	70.00b	95.50b							
	Mar27	24.50b	52.25b	77.75b								
	Apr27	27.75b	53.25b									
	May27		25.50b									
	Jun27											



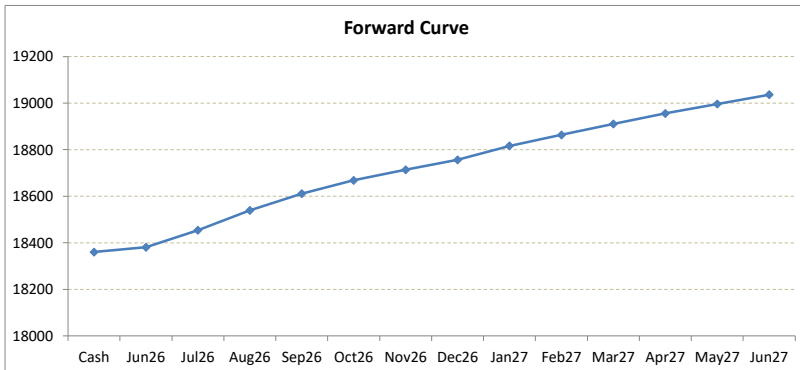
*본 자료는 LME에서 공시하는 Valuation을 토대로 작성된 것으로 실제 거래 시의 스프레드와는 무관합니다.
 ** Source: Reuters

LME Valuation - Nickel

Cash - 3M: 220.93c

Date: 2026-06-05

Cash	18360.07	Cash-Jun26	Cash-Jul26	Cash-Aug26	Cash-Sep26	Cash-Oct26	Cash-Nov26	Cash-Dec26	Cash-Jan27	Cash-Feb27	Cash-Mar27	Cash-Apr27	Cash-May27
3M	18581.00	21.00c	94.35c	179.49c	251.36c	308.36c	353.36c	396.36c	456.36c	503.36c	550.36c	595.36c	636.36c
Jun26	18381.07												
Jul26	18454.42	Jun26-3M	Jul26-3M	Aug26-3M	3M-Sep26	3M-Oct26	3M-Nov26	3M-Dec26	3M-Jan27	3M-Feb27	3M-Mar27	3M-Apr27	3M-May27
Aug26	18539.56	199.93c	126.58c	41.44c	30.43c	87.43c	132.43c	175.43c	235.43c	282.43c	329.43c	374.43c	415.43c
Sep26	18611.43												
Oct26	18668.43	Jun26-Jul26	Jul26-Aug26	Aug26-Sep26	Sep26-Oct26	Oct26-Nov26	Nov26-Dec26	Dec26-Jan27	Jan27-Feb27	Feb27-Mar27	Mar27-Apr27	Apr27-May27	May27-Jun27
Nov26	18713.43	73.35c	85.14c	71.87c	57.00c	45.00c	43.00c	60.00c	47.00c	47.00c	45.00c	41.00c	40.00c
Dec26	18756.43												
Jan27	18816.43	Jul26	Aug26	Sep26	Oct26	Nov26	Dec26	Jan27	Feb27	Mar27	Apr27	May27	Jun27
Feb27	18863.43	73.35c	158.49c	230.36c	287.36c	332.36c	375.36c	435.36c	482.36c	529.36c	574.36c	615.36c	655.36c
Mar27	18910.43	Jul26	85.14c	157.01c	214.01c	259.01c	302.01c	362.01c	409.01c	456.01c	501.01c	542.01c	582.01c
Apr27	18955.43	Aug26	71.87c	128.87c	173.87c	216.87c	276.87c	323.87c	370.87c	415.87c	456.87c	496.87c	
May27	18996.43	Sep26		57.00c	102.00c	145.00c	205.00c	252.00c	299.00c	344.00c	385.00c	425.00c	
Jun27	19036.43	Oct26		45.00c	88.00c	148.00c	195.00c	242.00c	287.00c	328.00c	368.00c		
		Nov26		43.00c	103.00c	150.00c	197.00c	242.00c	283.00c	323.00c			
		Dec26		60.00c	107.00c	154.00c	199.00c	240.00c	280.00c				
		Jan27		47.00c	94.00c	139.00c	180.00c	220.00c					
		Feb27		47.00c	92.00c	133.00c	173.00c						
		Mar27		45.00c	86.00c	126.00c							
		Apr27		41.00c	81.00c								
		May27		40.00c									
		Jun27											



*본 자료는 LME에서 공시하는 Valuation을 토대로 작성된 것으로 실제 거래 시의 스프레드와는 무관합니다.

** Source: Reuters

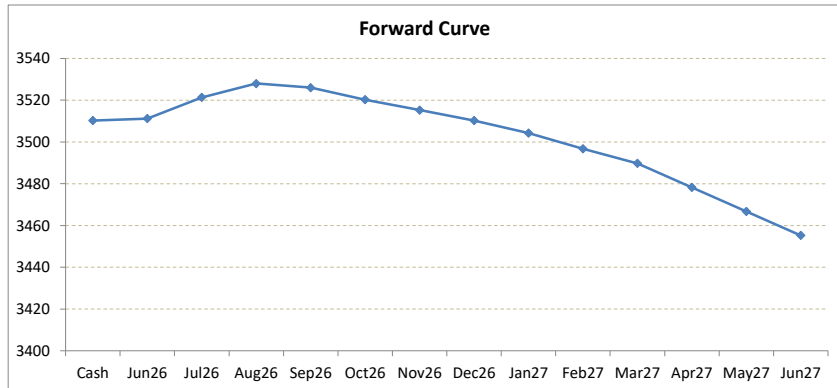
LME Valuation - Zinc

Cash - 3M: 19.75c

Date: 2026-06-05

Cash 3510.25
3M 3530.00
 Jun26 3511.20
 Jul26 3521.34
 Aug26 3527.96
 Sep26 3525.99
 Oct26 3520.24
 Nov26 3515.24
 Dec26 3510.24
 Jan27 3504.24
 Feb27 3496.74
 Mar27 3489.74
 Apr27 3478.24
 May27 3466.74
 Jun27 3455.24

	Cash-Jun26	Cash-Jul26	Cash-Aug26	Cash-Sep26	Cash-Oct26	Cash-Nov26	Cash-Dec26	Cash-Jan27	Cash-Feb27	Cash-Mar27	Cash-Apr27	Cash-May27
Cash	0.95c	11.09c	17.71c	15.74c	9.99c	4.99c	0.01b	6.01b	13.51b	20.51b	32.01b	43.51b
	Jun26-3M	Jul26-3M	Aug26-3M	3M-Sep26	3M-Oct26	3M-Nov26	3M-Dec26	3M-Jan27	3M-Feb27	3M-Mar27	3M-Apr27	3M-May27
3M	18.80c	8.66c	2.04c	4.01b	9.76b	14.76b	19.76b	25.76b	33.26b	40.26b	51.76b	63.26b
	Jun26-Jul26	Jul26-Aug26	Aug26-Sep26	Sep26-Oct26	Oct26-Nov26	Nov26-Dec26	Dec26-Jan27	Jan27-Feb27	Feb27-Mar27	Mar27-Apr27	Apr27-May27	May27-Jun27
3rd wed	10.14c	6.62c	1.97b	5.75b	5.00b	5.00b	6.00b	7.50b	7.00b	11.50b	11.50b	11.50b
	Jul26	Aug26	Sep26	Oct26	Nov26	Dec26	Jan27	Feb27	Mar27	Apr27	May27	Jun27
Jun26	10.14c	16.76c	14.79c	9.04c	4.04c	0.96b	6.96b	14.46b	21.46b	32.96b	44.46b	55.96b
Mar27	Jul26	6.62c	4.65c	1.10b	6.10b	11.10b	17.10b	24.60b	31.60b	43.10b	54.60b	66.10b
Apr27	Aug26	1.97b	7.72b	12.72b	17.72b	23.72b	31.22b	38.22b	49.72b	61.22b	72.72b	
May27	Sep26		5.75b	10.75b	15.75b	21.75b	29.25b	36.25b	47.75b	59.25b	70.75b	
Jun27	Oct26			5.00b	10.00b	16.00b	23.50b	30.50b	42.00b	53.50b	65.00b	
	Nov26				5.00b	11.00b	18.50b	25.50b	37.00b	48.50b	60.00b	
	Dec26					6.00b	13.50b	20.50b	32.00b	43.50b	55.00b	
	Jan27						7.50b	14.50b	26.00b	37.50b	49.00b	
	Feb27							7.00b	18.50b	30.00b	41.50b	
	Mar27								11.50b	23.00b	34.50b	
	Apr27									11.50b	23.00b	
	May27										11.50b	
	Jun27											11.50b



*본 자료는 LME에서 공시하는 Valuation을 토대로 작성된 것으로 실제 거래 시의 스프레드와는 무관합니다.
 ** Source: Reuters

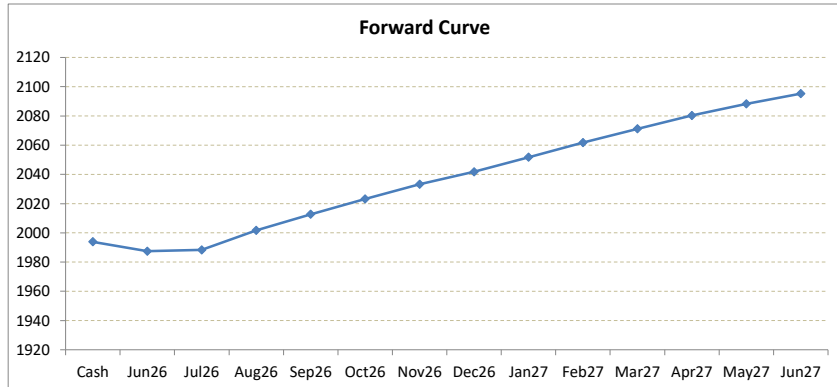
LME Valuation - Lead

Cash - 3M: 11.09c

Date: 2026-06-05

Cash 1993.91
3M 2005.00
 Jun26 1987.41
 Jul26 1988.27
 Aug26 2001.74
 Sep26 2012.75
 Oct26 2023.25
 Nov26 2033.25
 Dec26 2041.75
 Jan27 2051.75
 Feb27 2061.75
 Mar27 2071.25
 Apr27 2080.25
 May27 2088.25
 Jun27 2095.25

	Cash-Jun26	Cash-Jul26	Cash-Aug26	Cash-Sep26	Cash-Oct26	Cash-Nov26	Cash-Dec26	Cash-Jan27	Cash-Feb27	Cash-Mar27	Cash-Apr27	Cash-May27
Cash	6.50b	5.64b	7.83c	18.84c	29.34c	39.34c	47.84c	57.84c	67.84c	77.34c	86.34c	94.34c
	Jun26-3M	Jul26-3M	Aug26-3M	3M-Sep26	3M-Oct26	3M-Nov26	3M-Dec26	3M-Jan27	3M-Feb27	3M-Mar27	3M-Apr27	3M-May27
3M	17.59c	16.73c	3.26c	7.75c	18.25c	28.25c	36.75c	46.75c	56.75c	66.25c	75.25c	83.25c
	Jun26-Jul26	Jul26-Aug26	Aug26-Sep26	Sep26-Oct26	Oct26-Nov26	Nov26-Dec26	Dec26-Jan27	Jan27-Feb27	Feb27-Mar27	Mar27-Apr27	Apr27-May27	May27-Jun27
3rd wed	0.86c	13.47c	11.01c	10.50c	10.00c	8.50c	10.00c	10.00c	9.50c	9.00c	8.00c	7.00c
	Jul26	Aug26	Sep26	Oct26	Nov26	Dec26	Jan27	Feb27	Mar27	Apr27	May27	Jun27
Jun26	0.86c	14.33c	25.34c	35.84c	45.84c	54.34c	64.34c	74.34c	83.84c	92.84c	100.84c	107.84c
Mar27	Jul26	13.47c	24.48c	34.98c	44.98c	53.48c	63.48c	73.48c	82.98c	91.98c	99.98c	106.98c
Apr27	Aug26	11.01c	21.51c	31.51c	40.01c	50.01c	60.01c	69.51c	78.51c	86.51c	93.51c	
May27	Sep26	10.50c	20.50c	29.00c	39.00c	49.00c	58.50c	67.50c	75.50c	82.50c		
Jun27	Oct26	10.00c	18.50c	28.50c	38.50c	48.00c	57.00c	65.00c	72.00c			
	Nov26	Dec26	Jan27	Feb27	Mar27	Apr27	May27	Jun27				
	8.50c	18.50c	28.50c	38.00c	47.00c	55.00c	62.00c					
	Dec26	10.00c	20.00c	29.50c	38.50c	46.50c	53.50c					
	Jan27	10.00c	19.50c	28.50c	36.50c	43.50c						
	Feb27	9.50c	18.50c	26.50c	33.50c							
	Mar27	9.00c	17.00c	24.00c								
	Apr27	8.00c	15.00c									
	May27	7.00c										
	Jun27											



*본 자료는 LME에서 공시하는 Valuation을 토대로 작성된 것으로 실제 거래 시의 스프레드와는 무관합니다.
 ** Source: Reuters



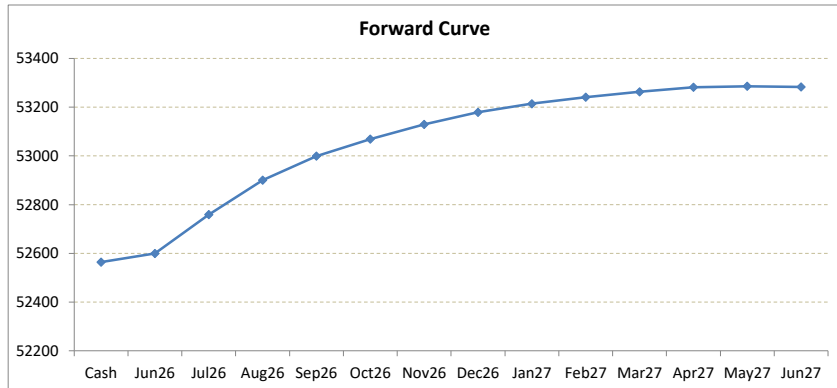
LME Valuation - Tin

Cash - 3M: 371.00c

Date: 2026-06-05

Cash 52564.00
3M 52935.00
 Jun26 52599.00
 Jul26 52759.00
 Aug26 52900.00
 Sep26 52999.00
 Oct26 53069.00
 Nov26 53129.00
 Dec26 53179.00
 Jan27 53214.00
 Feb27 53241.00
 Mar27 53263.00
 Apr27 53282.00
 May27 53286.00
 Jun27 53283.00

	Cash-Jun26	Cash-Jul26	Cash-Aug26	Cash-Sep26	Cash-Oct26	Cash-Nov26	Cash-Dec26	Cash-Jan27	Cash-Feb27	Cash-Mar27	Cash-Apr27	Cash-May27
Cash	35.00c	195.00c	336.00c	435.00c	505.00c	565.00c	615.00c	650.00c	677.00c	699.00c	718.00c	722.00c
	Jun26-3M	Jul26-3M	Aug26-3M	3M-Sep26	3M-Oct26	3M-Nov26	3M-Dec26	3M-Jan27	3M-Feb27	3M-Mar27	3M-Apr27	3M-May27
3M	336.00c	176.00c	35.00c	64.00c	134.00c	194.00c	244.00c	279.00c	306.00c	328.00c	347.00c	351.00c
	Jun26-Jul26	Jul26-Aug26	Aug26-Sep26	Sep26-Oct26	Oct26-Nov26	Nov26-Dec26	Dec26-Jan27	Jan27-Feb27	Feb27-Mar27	Mar27-Apr27	Apr27-May27	May27-Jun27
3rd wed	160.00c	141.00c	99.00c	70.00c	60.00c	50.00c	35.00c	27.00c	22.00c	19.00c	4.00c	3.00b
	Jul26	Aug26	Sep26	Oct26	Nov26	Dec26	Jan27	Feb27	Mar27	Apr27	May27	Jun27
Jun26	160.00c	301.00c	400.00c	470.00c	530.00c	580.00c	615.00c	642.00c	664.00c	683.00c	687.00c	684.00c
Jul26		141.00c	240.00c	310.00c	370.00c	420.00c	455.00c	482.00c	504.00c	523.00c	527.00c	524.00c
Aug26			99.00c	169.00c	229.00c	279.00c	314.00c	341.00c	363.00c	382.00c	386.00c	383.00c
Sep26				70.00c	130.00c	180.00c	215.00c	242.00c	264.00c	283.00c	287.00c	284.00c
Oct26					60.00c	110.00c	145.00c	172.00c	194.00c	213.00c	217.00c	214.00c
Nov26						50.00c	85.00c	112.00c	134.00c	153.00c	157.00c	154.00c
Dec26							35.00c	62.00c	84.00c	103.00c	107.00c	104.00c
Jan27								27.00c	49.00c	68.00c	72.00c	69.00c
Feb27									22.00c	41.00c	45.00c	42.00c
Mar27										19.00c	23.00c	20.00c
Apr27											4.00c	1.00c
May27												3.00b
Jun27												



*본 자료는 LME에서 공시하는 Valuation을 토대로 작성된 것으로 실제 거래 시의 스프레드와는 무관합니다.
 ** Source: Reuters