

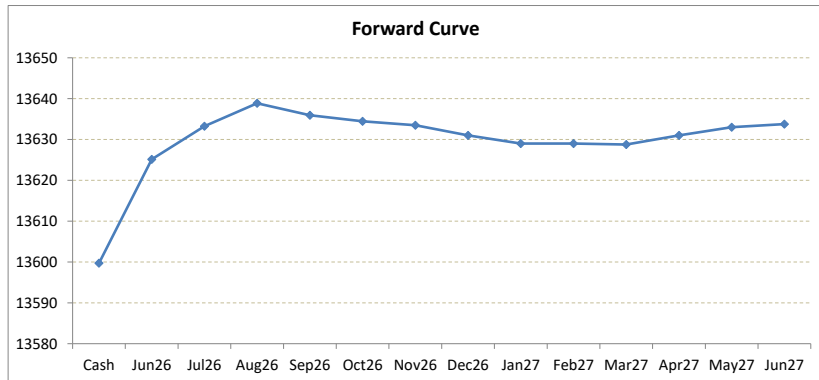
LME Valuation - Copper

Cash - 3M: 36.29c

Date: 2026-05-29

Cash 13599.71
3M 13636.00
 Jun26 13625.13
 Jul26 13633.24
 Aug26 13638.86
 Sep26 13635.94
 Oct26 13634.44
 Nov26 13633.50
 Dec26 13631.00
 Jan27 13629.00
 Feb27 13629.00
 Mar27 13628.75
 Apr27 13631.00
 May27 13633.00
 Jun27 13633.75

	Cash-Jun26	Cash-Jul26	Cash-Aug26	Cash-Sep26	Cash-Oct26	Cash-Nov26	Cash-Dec26	Cash-Jan27	Cash-Feb27	Cash-Mar27	Cash-Apr27	Cash-May27
Cash	25.42c	33.53c	39.15c	36.23c	34.73c	33.79c	31.29c	29.29c	29.29c	29.04c	31.29c	33.29c
	Jun26-3M	Jul26-3M	Aug26-3M	3M-Sep26	3M-Oct26	3M-Nov26	3M-Dec26	3M-Jan27	3M-Feb27	3M-Mar27	3M-Apr27	3M-May27
3M	10.87c	2.76c	2.86b	0.06b	1.56b	2.50b	5.00b	7.00b	7.00b	7.25b	5.00b	3.00b
	Jun26-Jul26	Jul26-Aug26	Aug26-Sep26	Sep26-Oct26	Oct26-Nov26	Nov26-Dec26	Dec26-Jan27	Jan27-Feb27	Feb27-Mar27	Mar27-Apr27	Apr27-May27	May27-Jun27
3rd wed	8.11c	5.62c	2.92b	1.50b	0.94b	2.50b	2.00b	0.00b	0.25b	2.25c	2.00c	0.75c
	Jul26	Aug26	Sep26	Oct26	Nov26	Dec26	Jan27	Feb27	Mar27	Apr27	May27	Jun27
Jun26	8.11c	13.73c	10.81c	9.31c	8.37c	5.87c	3.87c	3.87c	3.62c	5.87c	7.87c	8.62c
Jul26		5.62c	2.70c	1.20c	0.26c	2.24b	4.24b	4.24b	4.49b	2.24b	0.24b	0.51c
Aug26			2.92b	4.42b	5.36b	7.86b	9.86b	9.86b	10.11b	7.86b	5.86b	5.11b
Sep26				1.50b	2.44b	4.94b	6.94b	6.94b	7.19b	4.94b	2.94b	2.19b
Oct26					0.94b	3.44b	5.44b	5.44b	5.69b	3.44b	1.44b	0.69b
Nov26						2.50b	4.50b	4.50b	4.75b	2.50b	0.50b	0.25c
Dec26							2.00b	2.00b	2.25b	0.00b	2.00c	2.75c
Jan27								0.00b	0.25b	2.00c	4.00c	4.75c
Feb27									0.25b	2.00c	4.00c	4.75c
Mar27										2.25c	4.25c	5.00c
Apr27											2.00c	2.75c
May27												0.75c
Jun27												



*본 자료는 LME에서 공시하는 Valuation을 토대로 작성된 것으로 실제 거래 시의 스프레드와는 무관합니다.
 ** Source: Reuters

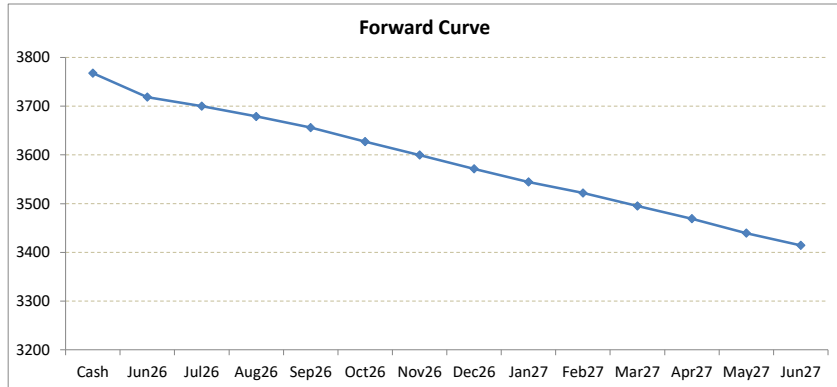
LME Valuation - Aluminium

Cash - 3M: **101.18b**

Date: **2026-05-29**

Cash 3767.68
3M 3666.50
 Jun26 **3718.64**
 Jul26 **3699.98**
 Aug26 **3678.76**
 Sep26 **3655.94**
 Oct26 **3627.19**
 Nov26 **3599.75**
 Dec26 **3571.50**
 Jan27 **3544.50**
 Feb27 **3521.75**
 Mar27 **3495.00**
 Apr27 **3469.00**
 May27 **3439.50**
 Jun27 **3414.50**

	Cash-Jun26	Cash-Jul26	Cash-Aug26	Cash-Sep26	Cash-Oct26	Cash-Nov26	Cash-Dec26	Cash-Jan27	Cash-Feb27	Cash-Mar27	Cash-Apr27	Cash-May27
Cash	49.04b	67.70b	88.92b	111.74b	140.49b	167.93b	196.18b	223.18b	245.93b	272.68b	298.68b	328.18b
	Jun26-3M	Jul26-3M	Aug26-3M	3M-Sep26	3M-Oct26	3M-Nov26	3M-Dec26	3M-Jan27	3M-Feb27	3M-Mar27	3M-Apr27	3M-May27
3M	52.14b	33.48b	12.26b	10.56b	39.31b	66.75b	95.00b	122.00b	144.75b	171.50b	197.50b	227.00b
	Jun26-Jul26	Jul26-Aug26	Aug26-Sep26	Sep26-Oct26	Oct26-Nov26	Nov26-Dec26	Dec26-Jan27	Jan27-Feb27	Feb27-Mar27	Mar27-Apr27	Apr27-May27	May27-Jun27
3rd wed	18.66b	21.22b	22.82b	28.75b	27.44b	28.25b	27.00b	22.75b	26.75b	26.00b	29.50b	25.00b
	Jul26	Aug26	Sep26	Oct26	Nov26	Dec26	Jan27	Feb27	Mar27	Apr27	May27	Jun27
Jun26	18.66b	39.88b	62.70b	91.45b	118.89b	147.14b	174.14b	196.89b	223.64b	249.64b	279.14b	304.14b
Mar27	Jul26	21.22b	44.04b	72.79b	100.23b	128.48b	155.48b	178.23b	204.98b	230.98b	260.48b	285.48b
Apr27	Aug26	22.82b	51.57b	79.01b	107.26b	134.26b	157.01b	183.76b	209.76b	239.26b	264.26b	
May27	Sep26	28.75b	56.19b	84.44b	111.44b	134.19b	160.94b	186.94b	216.44b	241.44b		
Jun27	Oct26	27.44b	55.69b	82.69b	105.44b	132.19b	158.19b	187.69b	212.69b			
	Nov26	28.25b	55.25b	78.00b	104.75b	130.75b	160.25b	185.25b				
	Dec26	27.00b	49.75b	76.50b	102.50b	132.00b	157.00b					
	Jan27	22.75b	49.50b	75.50b	105.00b	130.00b						
	Feb27	26.75b	52.75b	82.25b	107.25b							
	Mar27	26.00b	55.50b	80.50b								
	Apr27	29.50b	54.50b									
	May27	25.00b										
	Jun27											



*본 자료는 LME에서 공시하는 Valuation을 토대로 작성된 것으로 실제 거래 시의 스프레드와는 무관합니다.
 ** Source: Reuters

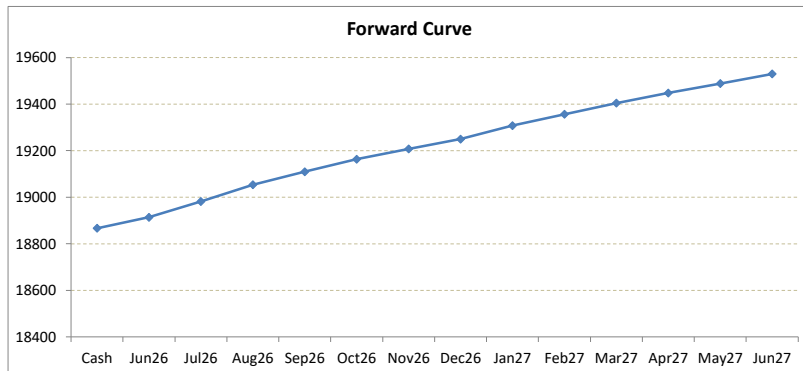
LME Valuation - Nickel

Cash - 3M: **194.85c**

Date: **2026-05-29**

Cash 18867.15
3M 19062.00
 Jun26 **18914.15**
 Jul26 **18981.80**
 Aug26 **19053.78**
 Sep26 **19109.60**
 Oct26 **19163.60**
 Nov26 **19207.60**
 Dec26 **19249.60**
 Jan27 **19307.60**
 Feb27 **19356.60**
 Mar27 **19404.60**
 Apr27 **19447.60**
 May27 **19488.60**
 Jun27 **19529.60**

	Cash-Jun26	Cash-Jul26	Cash-Aug26	Cash-Sep26	Cash-Oct26	Cash-Nov26	Cash-Dec26	Cash-Jan27	Cash-Feb27	Cash-Mar27	Cash-Apr27	Cash-May27
Cash	47.00c	114.65c	186.63c	242.45c	296.45c	340.45c	382.45c	440.45c	489.45c	537.45c	580.45c	621.45c
	Jun26-3M	Jul26-3M	Aug26-3M	3M-Sep26	3M-Oct26	3M-Nov26	3M-Dec26	3M-Jan27	3M-Feb27	3M-Mar27	3M-Apr27	3M-May27
3M	147.85c	80.20c	8.22c	47.60c	101.60c	145.60c	187.60c	245.60c	294.60c	342.60c	385.60c	426.60c
	Jun26-Jul26	Jul26-Aug26	Aug26-Sep26	Sep26-Oct26	Oct26-Nov26	Nov26-Dec26	Dec26-Jan27	Jan27-Feb27	Feb27-Mar27	Mar27-Apr27	Apr27-May27	May27-Jun27
3rd wed	67.65c	71.98c	55.82c	54.00c	44.00c	42.00c	58.00c	49.00c	48.00c	43.00c	41.00c	41.00c
	Jul26	Aug26	Sep26	Oct26	Nov26	Dec26	Jan27	Feb27	Mar27	Apr27	May27	Jun27
Jun26	67.65c	139.63c	195.45c	249.45c	293.45c	335.45c	393.45c	442.45c	490.45c	533.45c	574.45c	615.45c
Mar27	Jul26	71.98c	127.80c	181.80c	225.80c	267.80c	325.80c	374.80c	422.80c	465.80c	506.80c	547.80c
Apr27	Aug26	55.82c	109.82c	153.82c	195.82c	253.82c	302.82c	350.82c	393.82c	434.82c	475.82c	
May27	Sep26		54.00c	98.00c	140.00c	198.00c	247.00c	295.00c	338.00c	379.00c	420.00c	
Jun27	Oct26		44.00c	86.00c	144.00c	193.00c	241.00c	284.00c	325.00c	366.00c		
	Nov26		42.00c	100.00c	149.00c	197.00c	240.00c	281.00c	322.00c			
	Dec26		58.00c	107.00c	155.00c	198.00c	239.00c	280.00c				
	Jan27		49.00c	97.00c	140.00c	181.00c	222.00c					
	Feb27		48.00c	91.00c	132.00c	173.00c						
	Mar27		43.00c	84.00c	125.00c							
	Apr27		41.00c	82.00c								
	May27		41.00c									
	Jun27											



*본 자료는 LME에서 공시하는 Valuation을 토대로 작성된 것으로 실제 거래 시의 스프레드와는 무관합니다.

** Source: Reuters

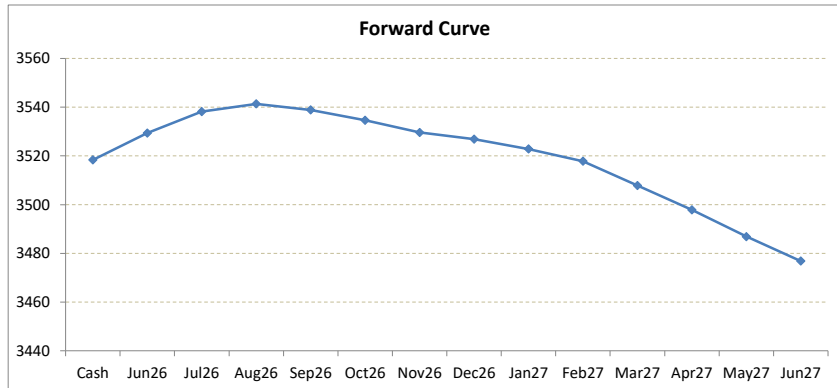
LME Valuation - Zinc

Cash - 3M: 21.65c

Date: 2026-05-29

Cash 3518.35
3M 3540.00
 Jun26 3529.35
 Jul26 3538.17
 Aug26 3541.37
 Sep26 3538.86
 Oct26 3534.61
 Nov26 3529.61
 Dec26 3526.86
 Jan27 3522.86
 Feb27 3517.86
 Mar27 3507.86
 Apr27 3497.86
 May27 3486.86
 Jun27 3476.86

	Cash-Jun26	Cash-Jul26	Cash-Aug26	Cash-Sep26	Cash-Oct26	Cash-Nov26	Cash-Dec26	Cash-Jan27	Cash-Feb27	Cash-Mar27	Cash-Apr27	Cash-May27
Cash	11.00c	19.82c	23.02c	20.51c	16.26c	11.26c	8.51c	4.51c	0.49b	10.49b	20.49b	31.49b
	Jun26-3M	Jul26-3M	Aug26-3M	3M-Sep26	3M-Oct26	3M-Nov26	3M-Dec26	3M-Jan27	3M-Feb27	3M-Mar27	3M-Apr27	3M-May27
3M	10.65c	1.83c	1.37b	1.14b	5.39b	10.39b	13.14b	17.14b	22.14b	32.14b	42.14b	53.14b
	Jun26-Jul26	Jul26-Aug26	Aug26-Sep26	Sep26-Oct26	Oct26-Nov26	Nov26-Dec26	Dec26-Jan27	Jan27-Feb27	Feb27-Mar27	Mar27-Apr27	Apr27-May27	May27-Jun27
3rd wed	8.82c	3.20c	2.51b	4.25b	5.00b	2.75b	4.00b	5.00b	10.00b	10.00b	11.00b	10.00b
	Jul26	Aug26	Sep26	Oct26	Nov26	Dec26	Jan27	Feb27	Mar27	Apr27	May27	Jun27
Jun26	8.82c	12.02c	9.51c	5.26c	0.26c	2.49b	6.49b	11.49b	21.49b	31.49b	42.49b	52.49b
Mar27	Jul26	3.20c	0.69c	3.56b	8.56b	11.31b	15.31b	20.31b	30.31b	40.31b	51.31b	61.31b
Apr27	Aug26	2.51b	6.76b	11.76b	14.51b	18.51b	23.51b	33.51b	43.51b	54.51b	64.51b	
May27	Sep26	4.25b	9.25b	12.00b	16.00b	21.00b	31.00b	41.00b	52.00b	62.00b		
Jun27	Oct26	5.00b	7.75b	11.75b	16.75b	26.75b	36.75b	47.75b	57.75b			
	Nov26	2.75b	6.75b	11.75b	21.75b	31.75b	42.75b	52.75b				
	Dec26	4.00b	9.00b	19.00b	29.00b	40.00b	50.00b					
	Jan27	5.00b	15.00b	25.00b	36.00b	46.00b						
	Feb27	10.00b	20.00b	31.00b	41.00b							
	Mar27	10.00b	21.00b	31.00b								
	Apr27	11.00b	21.00b									
	May27	10.00b										
	Jun27											



*본 자료는 LME에서 공시하는 Valuation을 토대로 작성된 것으로 실제 거래 시의 스프레드와는 무관합니다.
 ** Source: Reuters

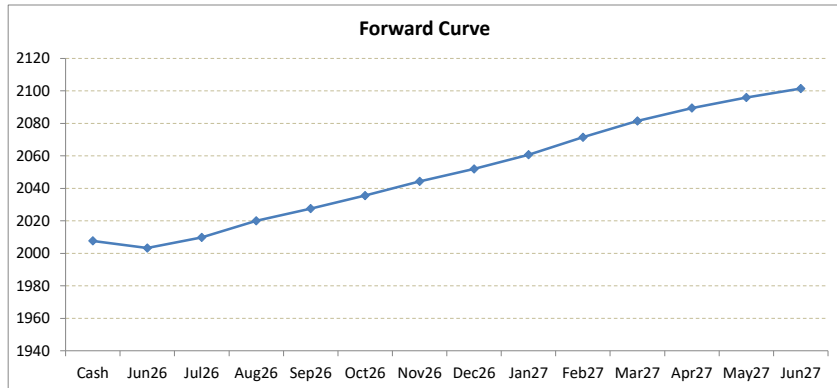
LME Valuation - Lead

Cash - 3M: **8.33c**

Date: **2026-05-29**

Cash 2007.67
3M 2016.00
 Jun26 **2003.25**
 Jul26 **2009.81**
 Aug26 **2019.99**
 Sep26 **2027.57**
 Oct26 **2035.57**
 Nov26 **2044.32**
 Dec26 **2052.00**
 Jan27 **2060.75**
 Feb27 **2071.50**
 Mar27 **2081.50**
 Apr27 **2089.50**
 May27 **2096.00**
 Jun27 **2101.50**

	Cash-Jun26	Cash-Jul26	Cash-Aug26	Cash-Sep26	Cash-Oct26	Cash-Nov26	Cash-Dec26	Cash-Jan27	Cash-Feb27	Cash-Mar27	Cash-Apr27	Cash-May27
Cash	4.42b	2.14c	12.32c	19.90c	27.90c	36.65c	44.33c	53.08c	63.83c	73.83c	81.83c	88.33c
	Jun26-3M	Jul26-3M	Aug26-3M	3M-Sep26	3M-Oct26	3M-Nov26	3M-Dec26	3M-Jan27	3M-Feb27	3M-Mar27	3M-Apr27	3M-May27
3M	12.75c	6.19c	3.99b	11.57c	19.57c	28.32c	36.00c	44.75c	55.50c	65.50c	73.50c	80.00c
	Jun26-Jul26	Jul26-Aug26	Aug26-Sep26	Sep26-Oct26	Oct26-Nov26	Nov26-Dec26	Dec26-Jan27	Jan27-Feb27	Feb27-Mar27	Mar27-Apr27	Apr27-May27	May27-Jun27
3rd wed	6.56c	10.18c	7.58c	8.00c	8.75c	7.68c	8.75c	10.75c	10.00c	8.00c	6.50c	5.50c
	Jul26	Aug26	Sep26	Oct26	Nov26	Dec26	Jan27	Feb27	Mar27	Apr27	May27	Jun27
Jun26	6.56c	16.74c	24.32c	32.32c	41.07c	48.75c	57.50c	68.25c	78.25c	86.25c	92.75c	98.25c
Mar27	Jul26	10.18c	17.76c	25.76c	34.51c	42.19c	50.94c	61.69c	71.69c	79.69c	86.19c	91.69c
Apr27	Aug26	7.58c	15.58c	24.33c	32.01c	40.76c	51.51c	61.51c	69.51c	76.01c	81.51c	
May27	Sep26	8.00c	16.75c	24.43c	33.18c	43.93c	53.93c	61.93c	68.43c	73.93c		
Jun27	Oct26	8.75c	16.43c	25.18c	35.93c	45.93c	53.93c	60.43c	65.93c			
	Nov26	7.68c	16.43c	27.18c	37.18c	45.18c	51.68c	57.18c				
	Dec26	8.75c	19.50c	29.50c	37.50c	44.00c	49.50c					
	Jan27	10.75c	20.75c	28.75c	35.25c	40.75c						
	Feb27	10.00c	18.00c	24.50c	30.00c							
	Mar27	8.00c	14.50c	20.00c								
	Apr27	6.50c	12.00c									
	May27	5.50c										
	Jun27											



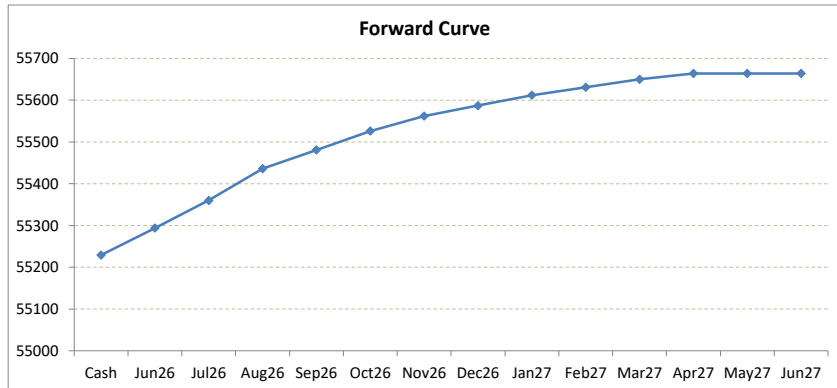
*본 자료는 LME에서 공시하는 Valuation을 토대로 작성된 것으로 실제 거래 시의 스프레드와는 무관합니다.
 ** Source: Reuters

LME Valuation - Tin

Cash - 3M: 189.00c

Date: 2026-05-29

Cash	55229.00		Cash-Jun26	Cash-Jul26	Cash-Aug26	Cash-Sep26	Cash-Oct26	Cash-Nov26	Cash-Dec26	Cash-Jan27	Cash-Feb27	Cash-Mar27	Cash-Apr27	Cash-May27
3M	55418.00	Cash	65.00c	131.00c	207.00c	252.00c	297.00c	333.00c	358.00c	383.00c	402.00c	421.00c	435.00c	435.00c
Jun26	55294.00													
Jul26	55360.00		Jun26-3M	Jul26-3M	Aug26-3M	3M-Sep26	3M-Oct26	3M-Nov26	3M-Dec26	3M-Jan27	3M-Feb27	3M-Mar27	3M-Apr27	3M-May27
Aug26	55436.00	3M	124.00c	58.00c	18.00b	63.00c	108.00c	144.00c	169.00c	194.00c	213.00c	232.00c	246.00c	246.00c
Sep26	55481.00													
Oct26	55526.00		Jun26-Jul26	Jul26-Aug26	Aug26-Sep26	Sep26-Oct26	Oct26-Nov26	Nov26-Dec26	Dec26-Jan27	Jan27-Feb27	Feb27-Mar27	Mar27-Apr27	Apr27-May27	May27-Jun27
Nov26	55562.00	3rd wed	66.00c	76.00c	45.00c	45.00c	36.00c	25.00c	25.00c	19.00c	19.00c	14.00c	0.00b	0.00b
Dec26	55587.00													
Jan27	55612.00		Jul26	Aug26	Sep26	Oct26	Nov26	Dec26	Jan27	Feb27	Mar27	Apr27	May27	Jun27
Feb27	55631.00	Jun26	66.00c	142.00c	187.00c	232.00c	268.00c	293.00c	318.00c	337.00c	356.00c	370.00c	370.00c	370.00c
Mar27	55650.00		Jul26	76.00c	121.00c	166.00c	202.00c	227.00c	252.00c	271.00c	290.00c	304.00c	304.00c	304.00c
Apr27	55664.00			Aug26	45.00c	90.00c	126.00c	151.00c	176.00c	195.00c	214.00c	228.00c	228.00c	228.00c
May27	55664.00				Sep26	45.00c	81.00c	106.00c	131.00c	150.00c	169.00c	183.00c	183.00c	183.00c
Jun27	55664.00					Oct26	36.00c	61.00c	86.00c	105.00c	124.00c	138.00c	138.00c	138.00c
							Nov26	25.00c	50.00c	69.00c	88.00c	102.00c	102.00c	102.00c
								Dec26	25.00c	44.00c	63.00c	77.00c	77.00c	77.00c
									Jan27	19.00c	38.00c	52.00c	52.00c	52.00c
										Feb27	19.00c	33.00c	33.00c	33.00c
											Mar27	14.00c	14.00c	14.00c
												Apr27	0.00b	0.00b
													May27	0.00b
														Jun27



*본 자료는 LME에서 공시하는 Valuation을 토대로 작성된 것으로 실제 거래 시의 스프레드와는 무관합니다.
 ** Source: Reuters