

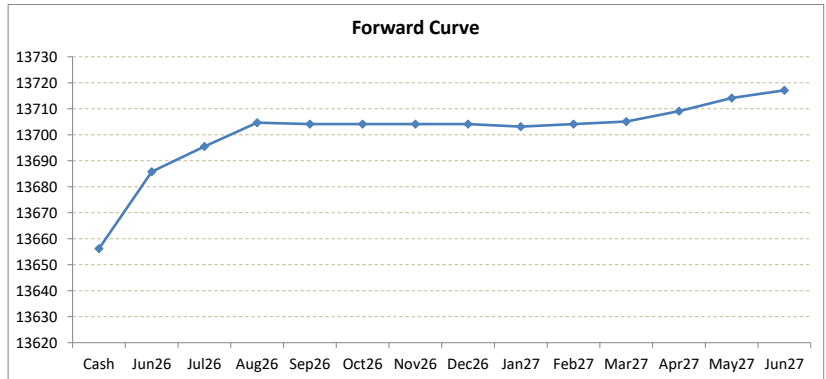
# LME Valuation - Copper

Cash - 3M: 45.31c

Date: 2026-05-28

**Cash 13656.19**  
**3M 13701.50**  
 Jun26 13685.78  
 Jul26 13695.48  
 Aug26 13704.66  
 Sep26 13704.11  
 Oct26 13704.11  
 Nov26 13704.11  
 Dec26 13704.11  
 Jan27 13703.11  
 Feb27 13704.11  
 Mar27 13705.11  
 Apr27 13709.11  
 May27 13714.11  
 Jun27 13717.11

	Cash-Jun26	Cash-Jul26	Cash-Aug26	Cash-Sep26	Cash-Oct26	Cash-Nov26	Cash-Dec26	Cash-Jan27	Cash-Feb27	Cash-Mar27	Cash-Apr27	Cash-May27
Cash	29.59c	39.29c	48.47c	47.92c	47.92c	47.92c	47.92c	46.92c	47.92c	48.92c	52.92c	57.92c
	Jun26-3M	Jul26-3M	Aug26-3M	3M-Sep26	3M-Oct26	3M-Nov26	3M-Dec26	3M-Jan27	3M-Feb27	3M-Mar27	3M-Apr27	3M-May27
3M	15.72c	6.02c	3.16b	2.61c	2.61c	2.61c	2.61c	1.61c	2.61c	3.61c	7.61c	12.61c
	Jun26-Jul26	Jul26-Aug26	Aug26-Sep26	Sep26-Oct26	Oct26-Nov26	Nov26-Dec26	Dec26-Jan27	Jan27-Feb27	Feb27-Mar27	Mar27-Apr27	Apr27-May27	May27-Jun27
3rd wed	9.70c	9.18c	0.55b	0.00b	0.00b	0.00b	1.00b	1.00c	1.00c	4.00c	5.00c	3.00c
	Jul26	Aug26	Sep26	Oct26	Nov26	Dec26	Jan27	Feb27	Mar27	Apr27	May27	Jun27
Jun26	9.70c	18.88c	18.33c	18.33c	18.33c	18.33c	17.33c	18.33c	19.33c	23.33c	28.33c	31.33c
	Jul26	9.18c	8.63c	8.63c	8.63c	8.63c	7.63c	8.63c	9.63c	13.63c	18.63c	21.63c
		Aug26	0.55b	0.55b	0.55b	0.55b	1.55b	0.55b	0.45c	4.45c	9.45c	12.45c
			Sep26	0.00b	0.00b	0.00b	1.00b	0.00b	1.00c	5.00c	10.00c	13.00c
				Oct26	0.00b	0.00b	1.00b	0.00b	1.00c	5.00c	10.00c	13.00c
					Nov26	0.00b	1.00b	0.00b	1.00c	5.00c	10.00c	13.00c
						Dec26	1.00b	0.00b	1.00c	5.00c	10.00c	13.00c
							Jan27	1.00c	2.00c	6.00c	11.00c	14.00c
								Feb27	1.00c	5.00c	10.00c	13.00c
									Mar27	4.00c	9.00c	12.00c
										Apr27	5.00c	8.00c
											May27	3.00c
												Jun27



\*본 자료는 LME에서 공시하는 Valuation을 토대로 작성된 것으로 실제 거래 시의 스프레드와는 무관합니다.  
 \*\* Source: Reuters



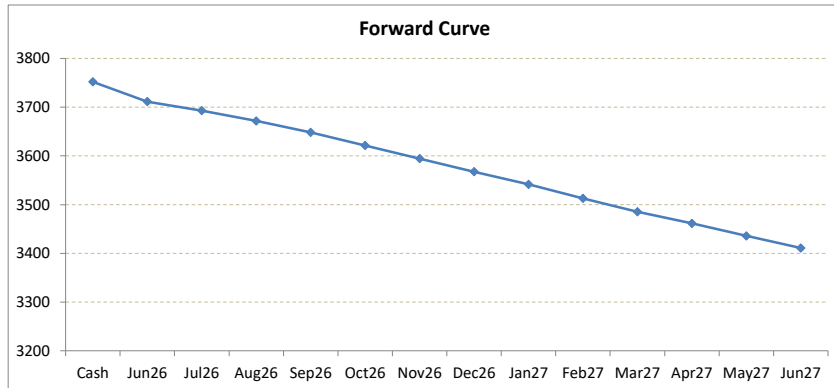
# LME Valuation - Aluminium

Cash - 3M: **92.53b**

Date: **2026-05-28**

**Cash 3752.03**  
**3M 3659.50**  
 Jun26 **3711.45**  
 Jul26 **3692.91**  
 Aug26 **3671.66**  
 Sep26 **3648.29**  
 Oct26 **3621.50**  
 Nov26 **3594.50**  
 Dec26 **3567.50**  
 Jan27 **3541.50**  
 Feb27 **3513.00**  
 Mar27 **3485.50**  
 Apr27 **3461.50**  
 May27 **3435.75**  
 Jun27 **3410.75**

	Cash-Jun26	Cash-Jul26	Cash-Aug26	Cash-Sep26	Cash-Oct26	Cash-Nov26	Cash-Dec26	Cash-Jan27	Cash-Feb27	Cash-Mar27	Cash-Apr27	Cash-May27
Cash	40.58b	59.12b	80.37b	103.74b	130.53b	157.53b	184.53b	210.53b	239.03b	266.53b	290.53b	316.28b
	Jun26-3M	Jul26-3M	Aug26-3M	3M-Sep26	3M-Oct26	3M-Nov26	3M-Dec26	3M-Jan27	3M-Feb27	3M-Mar27	3M-Apr27	3M-May27
3M	51.95b	33.41b	12.16b	11.21b	38.00b	65.00b	92.00b	118.00b	146.50b	174.00b	198.00b	223.75b
	Jun26-Jul26	Jul26-Aug26	Aug26-Sep26	Sep26-Oct26	Oct26-Nov26	Nov26-Dec26	Dec26-Jan27	Jan27-Feb27	Feb27-Mar27	Mar27-Apr27	Apr27-May27	May27-Jun27
3rd wed	18.54b	21.25b	23.37b	26.79b	27.00b	27.00b	26.00b	28.50b	27.50b	24.00b	25.75b	25.00b
	Jul26	Aug26	Sep26	Oct26	Nov26	Dec26	Jan27	Feb27	Mar27	Apr27	May27	Jun27
Jun26	18.54b	39.79b	63.16b	89.95b	116.95b	143.95b	169.95b	198.45b	225.95b	249.95b	275.70b	300.70b
Mar27	Jul26	21.25b	44.62b	71.41b	98.41b	125.41b	151.41b	179.91b	207.41b	231.41b	257.16b	282.16b
Apr27	Aug26	23.37b	50.16b	77.16b	104.16b	130.16b	158.66b	186.16b	210.16b	235.91b	260.91b	
May27	Sep26	26.79b	53.79b	80.79b	106.79b	135.29b	162.79b	186.79b	212.54b	237.54b		
Jun27	Oct26	27.00b	54.00b	80.00b	108.50b	136.00b	160.00b	185.75b	210.75b			
	Nov26	27.00b	53.00b	81.50b	109.00b	133.00b	158.75b	183.75b				
	Dec26	26.00b	54.50b	82.00b	106.00b	131.75b	156.75b					
	Jan27	28.50b	56.00b	80.00b	105.75b	130.75b						
	Feb27	27.50b	51.50b	77.25b	102.25b							
	Mar27	24.00b	49.75b	74.75b								
	Apr27	25.75b	50.75b									
	May27	25.00b										
	Jun27											



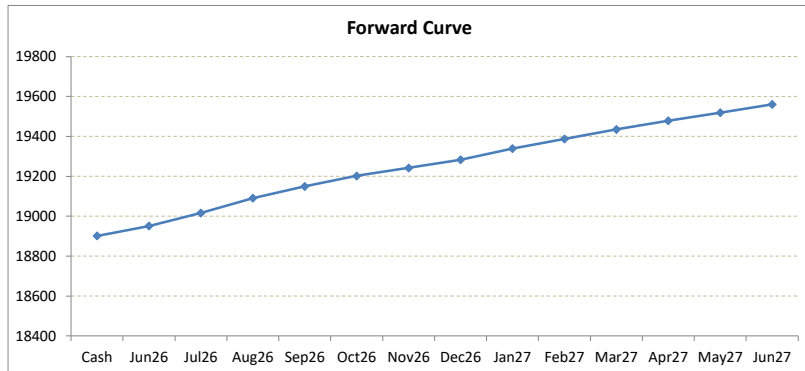
\*본 자료는 LME에서 공시하는 Valuation을 토대로 작성된 것으로 실제 거래 시의 스프레드와는 무관합니다.  
 \*\* Source: Reuters

# LME Valuation - Nickel

Cash - 3M: 199.33c

Date: 2026-05-28

Cash	18901.67	Cash-Jun26	Cash-Jul26	Cash-Aug26	Cash-Sep26	Cash-Oct26	Cash-Nov26	Cash-Dec26	Cash-Jan27	Cash-Feb27	Cash-Mar27	Cash-Apr27	Cash-May27
<b>3M</b>	<b>19101.00</b>	49.45c	114.63c	188.68c	247.26c	300.26c	340.26c	381.26c	437.26c	485.26c	533.26c	576.26c	617.26c
Jun26	18951.12												
Jul26	19016.30	Jun26-3M	Jul26-3M	Aug26-3M	3M-Sep26	3M-Oct26	3M-Nov26	3M-Dec26	3M-Jan27	3M-Feb27	3M-Mar27	3M-Apr27	3M-May27
Aug26	19090.35	149.88c	84.70c	10.65c	47.93c	100.93c	140.93c	181.93c	237.93c	285.93c	333.93c	376.93c	417.93c
Sep26	19148.93												
Oct26	19201.93	Jun26-Jul26	Jul26-Aug26	Aug26-Sep26	Sep26-Oct26	Oct26-Nov26	Nov26-Dec26	Dec26-Jan27	Jan27-Feb27	Feb27-Mar27	Mar27-Apr27	Apr27-May27	May27-Jun27
Nov26	19241.93	65.18c	74.05c	58.58c	53.00c	40.00c	41.00c	56.00c	48.00c	48.00c	43.00c	41.00c	41.00c
Dec26	19282.93												
Jan27	19338.93	Jul26	Aug26	Sep26	Oct26	Nov26	Dec26	Jan27	Feb27	Mar27	Apr27	May27	Jun27
Feb27	19386.93	65.18c	139.23c	197.81c	250.81c	290.81c	331.81c	387.81c	435.81c	483.81c	526.81c	567.81c	608.81c
Mar27	19434.93	Jul26	74.05c	132.63c	185.63c	225.63c	266.63c	322.63c	370.63c	418.63c	461.63c	502.63c	543.63c
Apr27	19477.93		Aug26	58.58c	111.58c	151.58c	192.58c	248.58c	296.58c	344.58c	387.58c	428.58c	469.58c
May27	19518.93			Sep26	53.00c	93.00c	134.00c	190.00c	238.00c	286.00c	329.00c	370.00c	411.00c
Jun27	19559.93				Oct26	40.00c	81.00c	137.00c	185.00c	233.00c	276.00c	317.00c	358.00c
						Nov26	41.00c	97.00c	145.00c	193.00c	236.00c	277.00c	318.00c
							Dec26	56.00c	104.00c	152.00c	195.00c	236.00c	277.00c
								Jan27	48.00c	96.00c	139.00c	180.00c	221.00c
									Feb27	48.00c	91.00c	132.00c	173.00c
										Mar27	43.00c	84.00c	125.00c
											Apr27	41.00c	82.00c
												May27	41.00c
													Jun27



\*본 자료는 LME에서 공시하는 Valuation을 토대로 작성된 것으로 실제 거래 시의 스프레드와는 무관합니다.  
 \*\* Source: Reuters

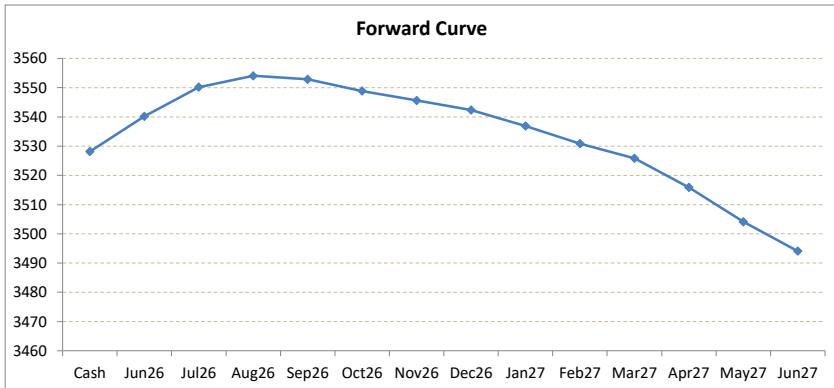
# LME Valuation - Zinc

Cash - 3M: 22.85c

Date: 2026-05-28

**Cash 3528.15**  
**3M 3551.00**  
 Jun26 3540.19  
 Jul26 3550.18  
 Aug26 3554.06  
 Sep26 3552.87  
 Oct26 3548.87  
 Nov26 3545.62  
 Dec26 3542.37  
 Jan27 3536.87  
 Feb27 3530.87  
 Mar27 3525.87  
 Apr27 3515.87  
 May27 3504.12  
 Jun27 3494.12

	Cash-Jun26	Cash-Jul26	Cash-Aug26	Cash-Sep26	Cash-Oct26	Cash-Nov26	Cash-Dec26	Cash-Jan27	Cash-Feb27	Cash-Mar27	Cash-Apr27	Cash-May27	
Cash	12.04c	22.03c	25.91c	24.72c	20.72c	17.47c	14.22c	8.72c	2.72c	2.28b	12.28b	24.03b	
	Jun26-3M	Jul26-3M	Aug26-3M	3M-Sep26	3M-Oct26	3M-Nov26	3M-Dec26	3M-Jan27	3M-Feb27	3M-Mar27	3M-Apr27	3M-May27	
3M	10.81c	0.82c	3.06b	1.87c	2.13b	5.38b	8.63b	14.13b	20.13b	25.13b	35.13b	46.88b	
	Jun26-Jul26	Jul26-Aug26	Aug26-Sep26	Sep26-Oct26	Oct26-Nov26	Nov26-Dec26	Dec26-Jan27	Jan27-Feb27	Feb27-Mar27	Mar27-Apr27	Apr27-May27	May27-Jun27	
3rd wed	9.99c	3.88c	1.19b	4.00b	3.25b	3.25b	5.50b	6.00b	5.00b	10.00b	11.75b	10.00b	
	Jul26	Aug26	Sep26	Oct26	Nov26	Dec26	Jan27	Feb27	Mar27	Apr27	May27	Jun27	
Jun26	9.99c	13.87c	12.68c	8.68c	5.43c	2.18c	3.32b	9.32b	14.32b	24.32b	36.07b	46.07b	
Mar27	Jul26	3.88c	2.69c	1.31b	4.56b	7.81b	13.31b	19.31b	24.31b	34.31b	46.06b	56.06b	
Apr27	Aug26		1.19b	5.19b	8.44b	11.69b	17.19b	23.19b	28.19b	38.19b	49.94b	59.94b	
May27	Sep26			4.00b	7.25b	10.50b	16.00b	22.00b	27.00b	37.00b	48.75b	58.75b	
Jun27	Oct26				3.25b	6.50b	12.00b	18.00b	23.00b	33.00b	44.75b	54.75b	
	Nov26					3.25b	8.75b	14.75b	19.75b	29.75b	41.50b	51.50b	
	Dec26						5.50b	11.50b	16.50b	26.50b	38.25b	48.25b	
	Jan27							6.00b	11.00b	21.00b	32.75b	42.75b	
	Feb27								5.00b	15.00b	26.75b	36.75b	
	Mar27									10.00b	21.75b	31.75b	
	Apr27										11.75b	21.75b	
	May27											10.00b	
	Jun27												10.00b



\*본 자료는 LME에서 공시하는 Valuation을 토대로 작성된 것으로 실제 거래 시의 스프레드와는 무관합니다.  
 \*\* Source: Reuters

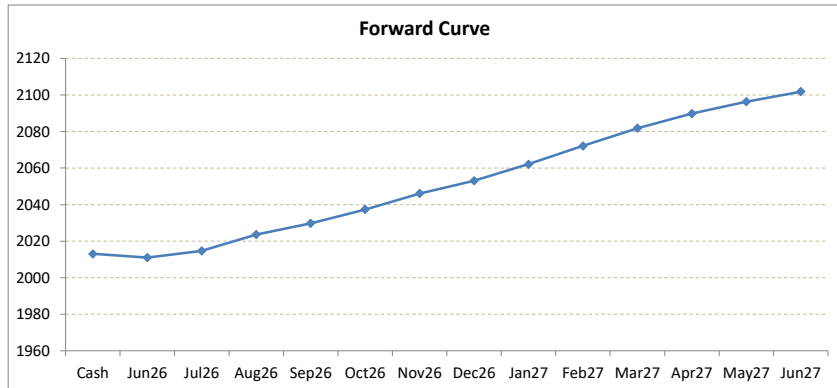
# LME Valuation - Lead

Cash - 3M: **4.98c**

Date: **2026-05-28**

**Cash 2013.02**  
**3M 2018.00**  
 Jun26 **2011.02**  
 Jul26 **2014.65**  
 Aug26 **2023.63**  
 Sep26 **2029.83**  
 Oct26 **2037.33**  
 Nov26 **2046.08**  
 Dec26 **2053.08**  
 Jan27 **2062.08**  
 Feb27 **2072.08**  
 Mar27 **2081.83**  
 Apr27 **2089.83**  
 May27 **2096.33**  
 Jun27 **2101.83**

	Cash-Jun26	Cash-Jul26	Cash-Aug26	Cash-Sep26	Cash-Oct26	Cash-Nov26	Cash-Dec26	Cash-Jan27	Cash-Feb27	Cash-Mar27	Cash-Apr27	Cash-May27
Cash	2.00b	1.63c	10.61c	16.81c	24.31c	33.06c	40.06c	49.06c	59.06c	68.81c	76.81c	83.31c
	Jun26-3M	Jul26-3M	Aug26-3M	3M-Sep26	3M-Oct26	3M-Nov26	3M-Dec26	3M-Jan27	3M-Feb27	3M-Mar27	3M-Apr27	3M-May27
3M	6.98c	3.35c	5.63b	11.83c	19.33c	28.08c	35.08c	44.08c	54.08c	63.83c	71.83c	78.33c
	Jun26-Jul26	Jul26-Aug26	Aug26-Sep26	Sep26-Oct26	Oct26-Nov26	Nov26-Dec26	Dec26-Jan27	Jan27-Feb27	Feb27-Mar27	Mar27-Apr27	Apr27-May27	May27-Jun27
3rd wed	3.63c	8.98c	6.20c	7.50c	8.75c	7.00c	9.00c	10.00c	9.75c	8.00c	6.50c	5.50c
	Jul26	Aug26	Sep26	Oct26	Nov26	Dec26	Jan27	Feb27	Mar27	Apr27	May27	Jun27
Jun26	3.63c	12.61c	18.81c	26.31c	35.06c	42.06c	51.06c	61.06c	70.81c	78.81c	85.31c	90.81c
Mar27	Jul26	8.98c	15.18c	22.68c	31.43c	38.43c	47.43c	57.43c	67.18c	75.18c	81.68c	87.18c
Apr27	Aug26	6.20c	13.70c	22.45c	29.45c	38.45c	48.45c	58.20c	66.20c	72.70c	78.20c	
May27	Sep26	7.50c	16.25c	23.25c	32.25c	42.25c	52.00c	60.00c	66.50c	72.00c		
Jun27	Oct26	8.75c	15.75c	24.75c	34.75c	44.50c	52.50c	59.00c	64.50c			
	Nov26	7.00c	16.00c	26.00c	35.75c	43.75c	50.25c	55.75c				
	Dec26	9.00c	19.00c	28.75c	36.75c	43.25c	48.75c					
	Jan27	10.00c	19.75c	27.75c	34.25c	39.75c						
	Feb27	9.75c	17.75c	24.25c	29.75c							
	Mar27	8.00c	14.50c	20.00c								
	Apr27	6.50c	12.00c									
	May27	5.50c										
	Jun27											



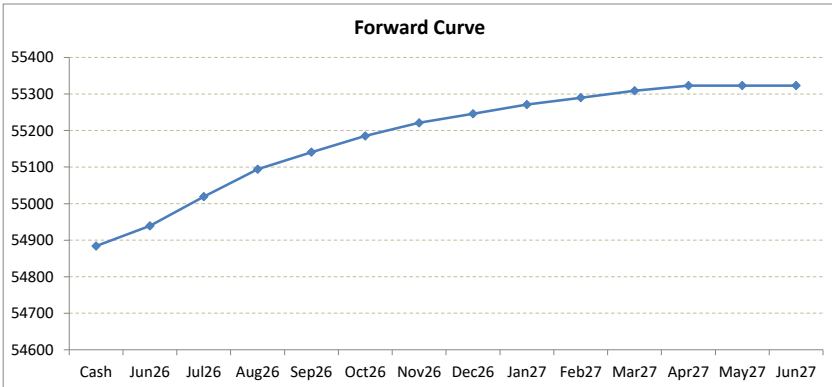
\*본 자료는 LME에서 공시하는 Valuation을 토대로 작성된 것으로 실제 거래 시의 스프레드와는 무관합니다.  
 \*\* Source: Reuters

# LME Valuation - Tin

Cash - 3M: 195.00c

Date: 2026-05-28

<b>Cash</b>	<b>54884.00</b>		Cash-Jun26	Cash-Jul26	Cash-Aug26	Cash-Sep26	Cash-Oct26	Cash-Nov26	Cash-Dec26	Cash-Jan27	Cash-Feb27	Cash-Mar27	Cash-Apr27	Cash-May27
<b>3M</b>	<b>55079.00</b>	Cash	55.00c	135.00c	210.00c	257.00c	301.00c	337.00c	362.00c	387.00c	406.00c	425.00c	439.00c	439.00c
Jun26	<b>54939.00</b>													
Jul26	<b>55019.00</b>		Jun26-3M	Jul26-3M	Aug26-3M	3M-Sep26	3M-Oct26	3M-Nov26	3M-Dec26	3M-Jan27	3M-Feb27	3M-Mar27	3M-Apr27	3M-May27
Aug26	<b>55094.00</b>	3M	140.00c	60.00c	15.00b	62.00c	106.00c	142.00c	167.00c	192.00c	211.00c	230.00c	244.00c	244.00c
Sep26	<b>55141.00</b>													
Oct26	<b>55185.00</b>		Jun26-Jul26	Jul26-Aug26	Aug26-Sep26	Sep26-Oct26	Oct26-Nov26	Nov26-Dec26	Dec26-Jan27	Jan27-Feb27	Feb27-Mar27	Mar27-Apr27	Apr27-May27	May27-Jun27
Nov26	<b>55221.00</b>	3rd wed	80.00c	75.00c	47.00c	44.00c	36.00c	25.00c	25.00c	19.00c	19.00c	14.00c	0.00b	0.00b
Dec26	<b>55246.00</b>													
Jan27	<b>55271.00</b>		Jul26	Aug26	Sep26	Oct26	Nov26	Dec26	Jan27	Feb27	Mar27	Apr27	May27	Jun27
Feb27	<b>55290.00</b>	Jun26	80.00c	155.00c	202.00c	246.00c	282.00c	307.00c	332.00c	351.00c	370.00c	384.00c	384.00c	384.00c
Mar27	<b>55309.00</b>		Jul26	75.00c	122.00c	166.00c	202.00c	227.00c	252.00c	271.00c	290.00c	304.00c	304.00c	304.00c
Apr27	<b>55323.00</b>			Aug26	47.00c	91.00c	127.00c	152.00c	177.00c	196.00c	215.00c	229.00c	229.00c	229.00c
May27	<b>55323.00</b>				Sep26	44.00c	80.00c	105.00c	130.00c	149.00c	168.00c	182.00c	182.00c	182.00c
Jun27	<b>55323.00</b>					Oct26	36.00c	61.00c	86.00c	105.00c	124.00c	138.00c	138.00c	138.00c
							Nov26	25.00c	50.00c	69.00c	88.00c	102.00c	102.00c	102.00c
								Dec26	25.00c	44.00c	63.00c	77.00c	77.00c	77.00c
									Jan27	19.00c	38.00c	52.00c	52.00c	52.00c
										Feb27	19.00c	33.00c	33.00c	33.00c
											Mar27	14.00c	14.00c	14.00c
												Apr27	0.00b	0.00b
													May27	0.00b
														Jun27



\*본 자료는 LME에서 공시하는 Valuation을 토대로 작성된 것으로 실제 거래 시의 스프레드와는 무관합니다.  
 \*\* Source: Reuters